


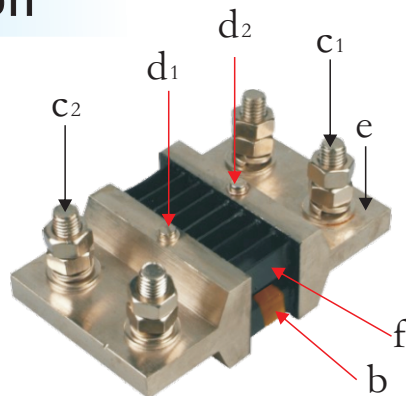
FL 10A~15000A 分流器 Shunts



分流器为电子设备或测试系统提供准确的毫伏信号和电流信号，在过负荷保护、控制装置、仪器仪表、电源供应等领域，有广泛应用。

A range of direct current shunts which provides an accurate millivolt signal, exactly proportional to the system current. they can be used to drive ammeter indicators, overload protection and control devices, these shunts enable the measurement of DC. current in ranges from 10A to 15000A with various output options available.

● 结构图 Construction



| b | c1、c2 | d1、d2 | e | f |
|--------------------|----------------|-----------------|-------------|--------------------|
| 精密锰铜 | 输入电流端 | 输出电压端 | 铜座 | 绝缘涂层 |
| Precision manganin | Input terminal | Output terminal | Copper base | Insulating coating |

● 特性 Features

- I 高可靠性 High reliability
- II 高过载能力 High over loading ability
- III 极低的电感 Extremely low inductance

● 应用范围 Applications


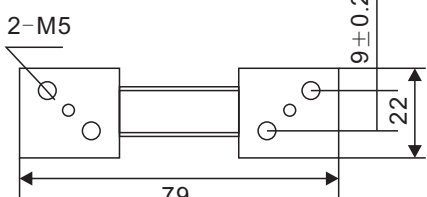
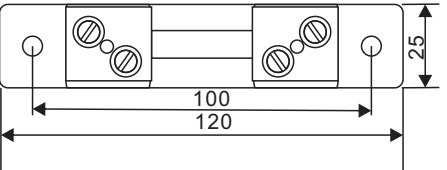

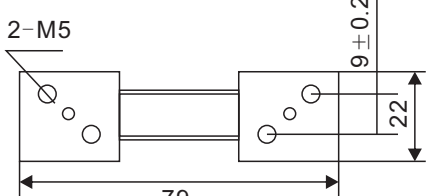
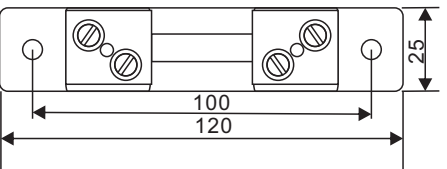

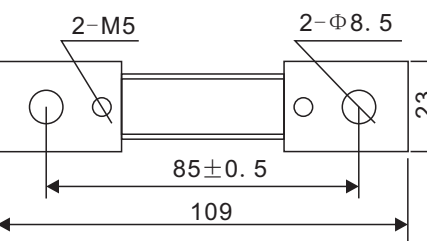


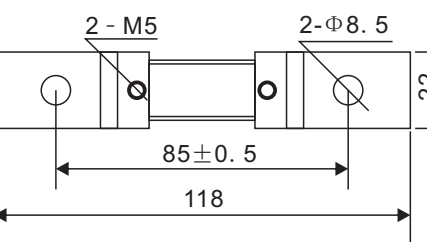
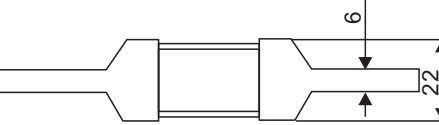

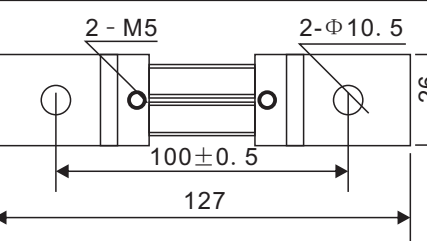
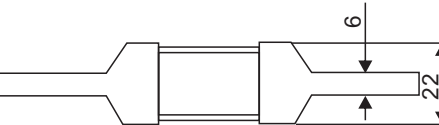

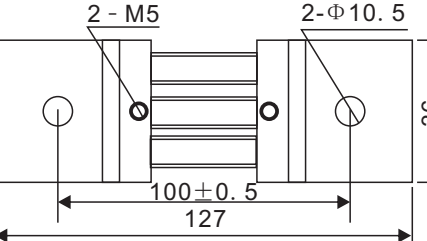
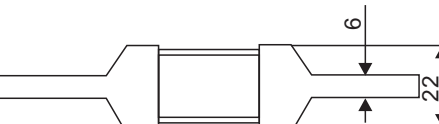

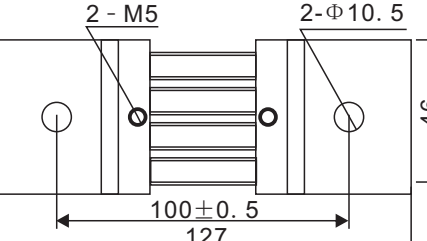
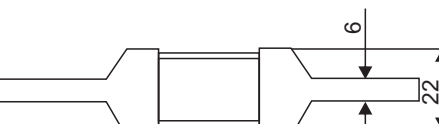
- I 用于扩大仪表的测量电流范围
Used for extending the current range of measure
- II 可用于均流或取样检测
Current balance or sampling for testing
- III 自动化控制的电源馈作限流
Automation control to limit the current

● 参考规格 Reference Standards


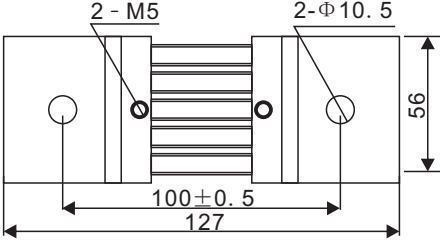
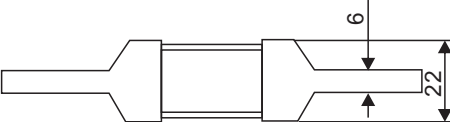

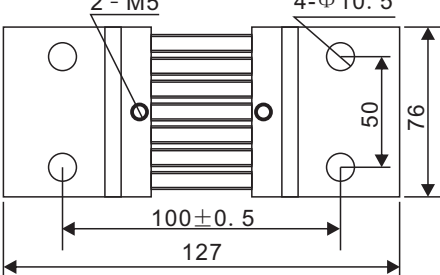
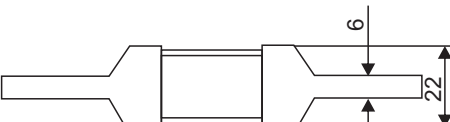

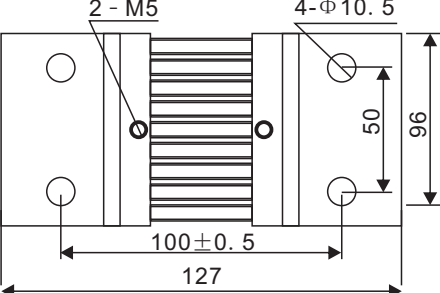
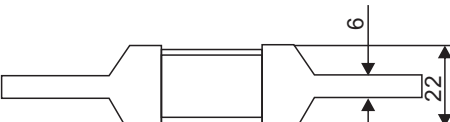

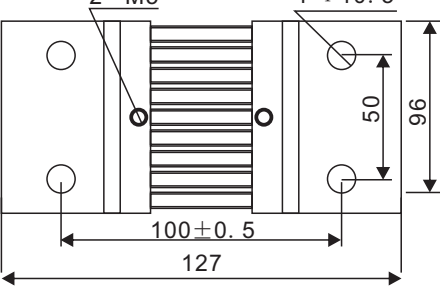
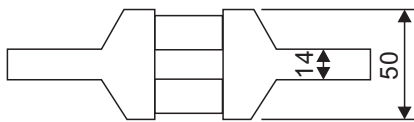

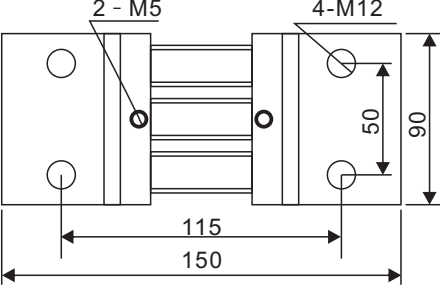
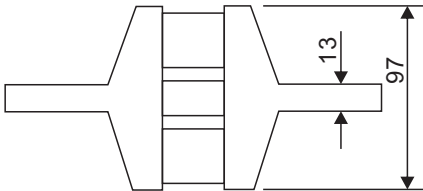

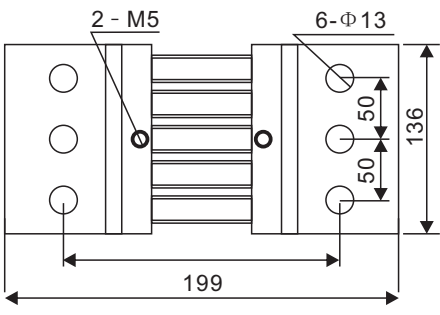

JIS C 5201-1

FL 10A~15000A 分流器 Shunts


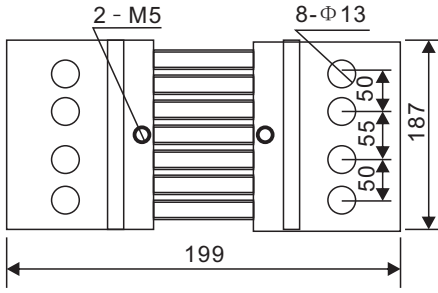
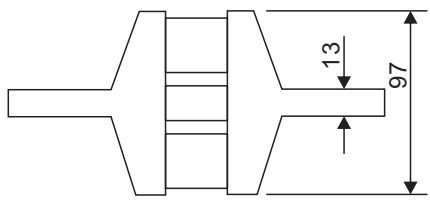

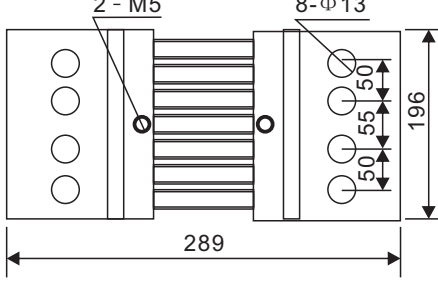


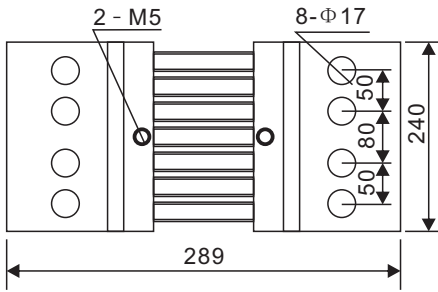
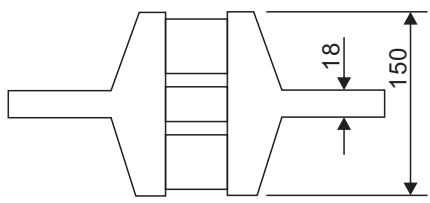

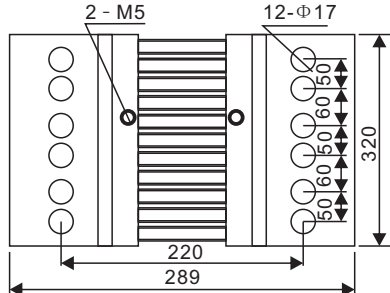
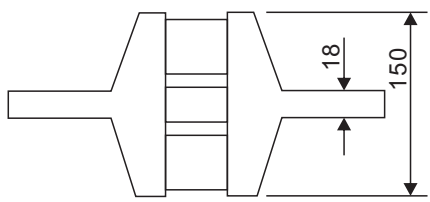

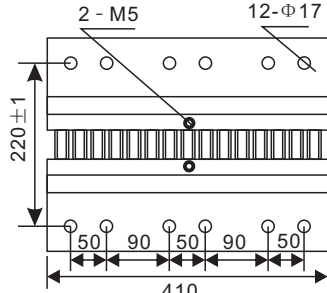
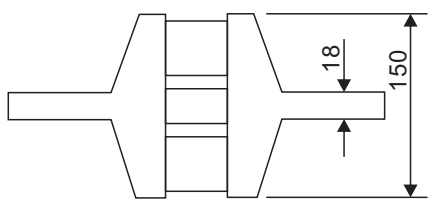

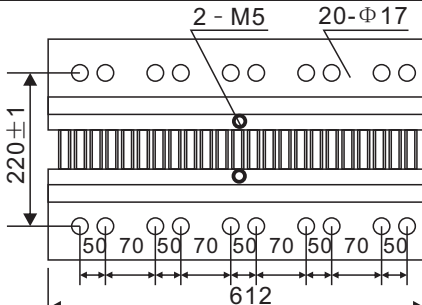
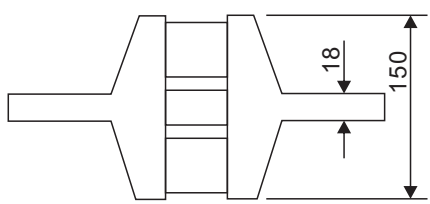
外形尺寸 Dimensions

| | | |
|--|---|---|
|  <p>10A-20A</p> |  <p>2-M5 79 9±0.2 22</p> |  <p>100 120 25</p> |
|  <p>30A-50A</p> |  <p>2-M5 79 9±0.2 22</p> |  <p>100 120 25</p> |
|  <p>75A-100A</p> |  <p>2-M5 2-Φ8.5 85±0.5 109 23</p> |  <p>11</p> |
|  <p>150A-250A</p> |  <p>2-M5 2-Φ8.5 85±0.5 118 22</p> |  <p>6 22</p> |
|  <p>300A</p> |  <p>2-M5 2-Φ10.5 100±0.5 127 26</p> |  <p>6 22</p> |
|  <p>400A</p> |  <p>2-M5 2-Φ10.5 100±0.5 127 36</p> |  <p>6 22</p> |
|  <p>500A</p> |  <p>2-M5 2-Φ10.5 100±0.5 127 46</p> |  <p>6 22</p> |

FL 10A~15000A 分流器 Shunts

| | | |
|---|--|---|
|  <p>600A</p> |  |  |
|  <p>750A</p> |  |  |
|  <p>1000A</p> |  |  |
|  <p>1300A</p> |  |  |
|  <p>1500A -2000A</p> |  |  |
|  <p>3000A</p> |  |  |

FL 10A~15000A 分流器 Shunts

| | | |
|---|--|--|
|  <p>4000A</p> |  <p>2 - M5 8-Φ13</p> <p>199</p> <p>187</p> <p>50 55 50</p> |  <p>13</p> <p>97</p> |
|  <p>5000A</p> |  <p>2 - M5 8-Φ13</p> <p>289</p> <p>196</p> <p>50 55 50</p> |  <p>18</p> <p>150</p> |
|  <p>6000A</p> |  <p>2 - M5 8-Φ17</p> <p>289</p> <p>240</p> <p>50 80 50</p> |  <p>18</p> <p>150</p> |
|  <p>7500A</p> |  <p>2 - M5 12-Φ17</p> <p>289</p> <p>320</p> <p>50 160 50 160 50</p> |  <p>18</p> <p>150</p> |
|  <p>10000A</p> |  <p>2 - M5 12-Φ17</p> <p>410</p> <p>220±1</p> <p>50 90 50 90 50</p> |  <p>18</p> <p>150</p> |
|  <p>15000A</p> |  <p>2 - M5 20-Φ17</p> <p>612</p> <p>220±1</p> <p>50 70 50 70 50 70 50 70 50</p> |  <p>18</p> <p>150</p> |

FL 10A~15000A 分流器 Shunts

● 性能 Performance

| 试验项目 Test Items | 试验方法 Test Methods(JIS C 5201-1) |
|---|--|
| 准确度等级 Accuracy class | 0.5级 |
| 环境条件 Ambient temperature&Relative humidity | -40~+60℃相对湿度≤95%(在35℃时) -40~+60℃ Relative Humidity≤95%(at35℃) |
| 过载性能 Overload | 额定电流的120%，2小时 Rating current120%,2h |
| 输出电压 Voltage outputs | 50mv,60mv,75mv,可提供100mv和150mv产品 50mv,60mv,75mv,100mv,150mv products are available |
| 表面温升 Surface temperature rise | 50A以下不超过80℃；50A以上不超过120℃ Not beyond 80℃ lower than 50A, not exceed 120℃ if higher than 50A. |
| 电阻温度系数 Temperature coefficient | $\pm 20 \times 10^{-6} \text{ } ^\circ\text{C PPM}/^\circ\text{C}$ |

● 料号编号 Ordering Information

例 Example

| FL | 100A | 50mV | D | C | B |
|------------|-----------------------|------------------------|------------------|------------------------|-----------------|
| 型号 Type | 额定电流 Rated Current | 额定压降 (V) Rated drop | 误差值 Tolerance | 温度系数 T.C.R | 盒装方式 Packing |
| | 10A | 50mV | D: $\pm 0.5\%$ | C4: $\pm 20\text{ppm}$ | B: 盒装Boxes |
| | 50A | 60mV | | | |
| | 100A | 75mV | | | |
| | | 100mV | | | |
| | 15000A | | | | |