- 外置式安装，方便快捷。
- 外形小巧。
- 多种输出方式可供选择：固态继电器输出，超长寿命;低开路漏电电流，仅1μA;
- 外壳采用工程塑料，增强的厚度耐冲击。
- 外壳耐紫外线，适合户外应用。

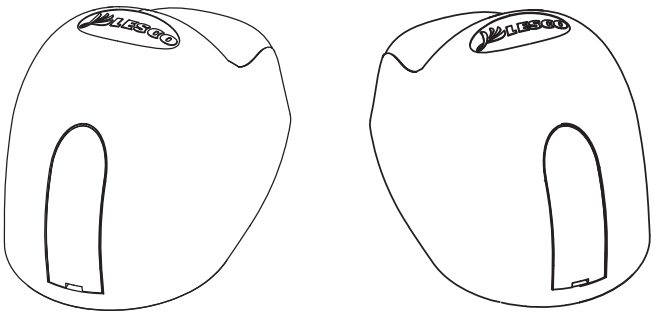

技术参数	
型号 项目	EM-S30.10L EM-S30.10R
发射频率	24.125GHz
检测模式	运动物体
发射功率	<20 dBm EIRP
检测距离	2m 可调
安装位置	踏板左侧 / 踏板右侧
信号输出	固态继电器， 常开 / 常闭
	指示灯
输出负载电压(峰值AC)	250V
输出负载电流（峰值）	100mA
电源电压	DC 12-36V
功耗	<1.2W
电缆长度	600mm M8插头；5m电缆
防护等级	IP67
外壳材质	阻燃ABS
主体外壳厚度	3.6±0.2mm
符合规范	EMC 2004/108EC
工作温度	-25℃~+65℃(无冷凝)
存储温度	-40℃~+80℃(无冷凝)

产品符号面板说明

检测距离（灵敏度）调节，调节传感器的灵敏度实现检测距离的调整，纵向检测距离2.0m可调。

故障输出指示灯 在产品出现故障时，指示灯亮（或灭）。

信号状态指示灯 产品检测到移动物体时，指示灯亮（或灭），继电器（晶体管）输出信号。

接线说明

固态继电器输出		
棕色 + DC 12-36V	输出常开 NO	
蓝色 - 0V		
棕色 - 0V	输出常闭 NC	
蓝色 + DC 12-36V		
信号输出 白色	最大.100mA	带短路保护
信号输出 黑色		
双传感器与控制柜接线	NO输出	输出并联接线
	NC输出	输出串联接线

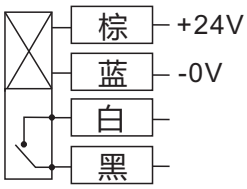

高电平输出并联接线

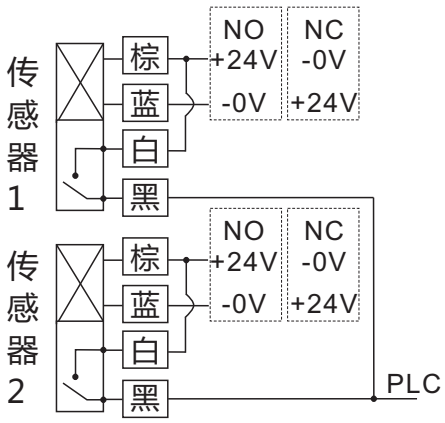

低电平输出并联接线

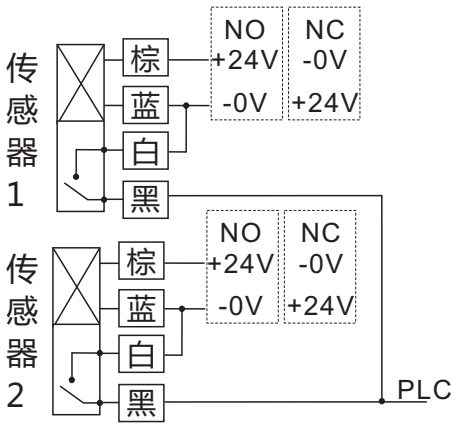

高电平输出串联接线

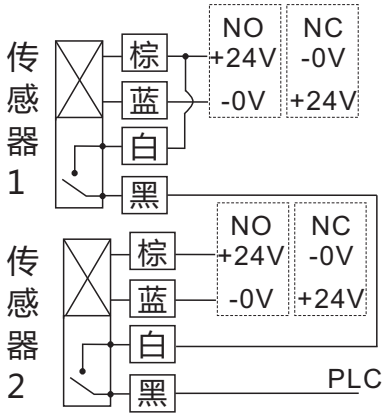

低电平输出串联接线

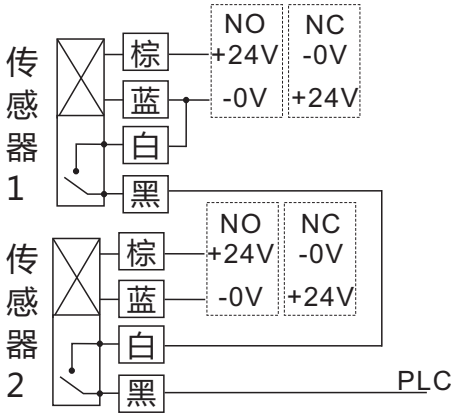

传感器探测方向波形

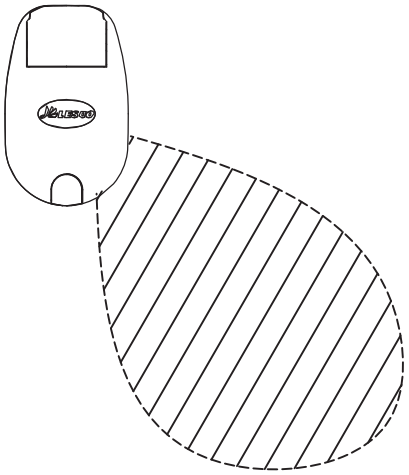

EM-S3X1XL

左侧安装传感器探测方向波形

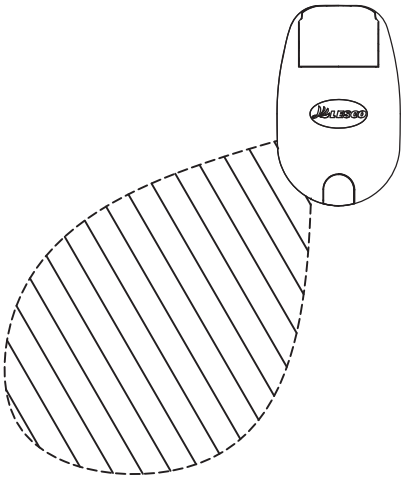

EM-S3X1XR

右侧安装传感器探测方向波形

传感器安装位置及检测区域

1、传感器安装在扶手带下的踏板上,靠近扶梯中轴线的一侧。如右图所示。

2、左右扶手带下方各装一只传感器。

3、注意踏板的震动可能造成的干扰　况。

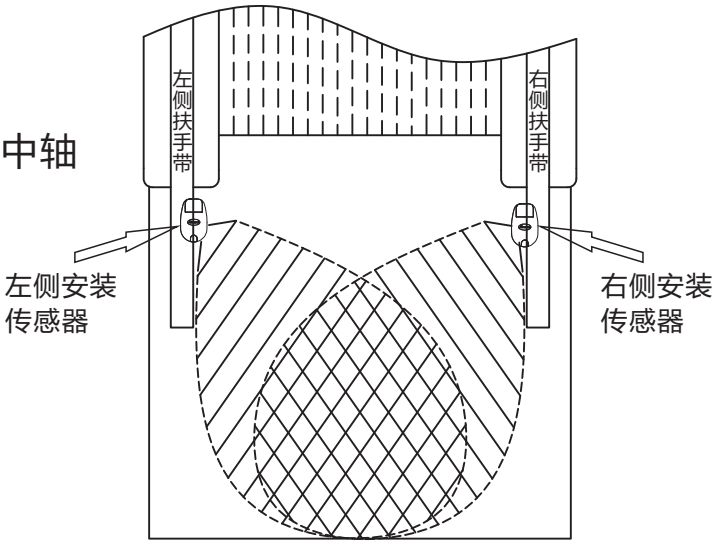

踏板开孔图

1、请按照右图尺寸在踏板上开传感器固定孔。

2、3个Ø6固定孔，1个Ø14-25穿线孔。

3、图中虚线代表产品外形示意。

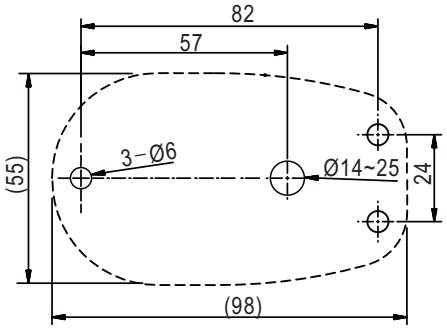

安装开孔尺寸

订货型号

型号命名规则

EM-S30 1 0 L

- L：安装位置：L-左侧安装；R-右侧安装。
- 0：电缆接头:0-防水接头；1-5米电缆。
- 1：信号输出：1-固态继电器输出。
- EM-S30：基本型号：EM-S30

产品组件说明

前螺丝盖
Front cover

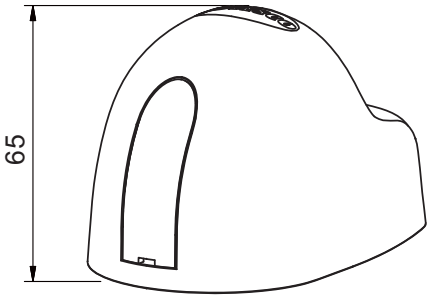

外形尺寸
98X55X65

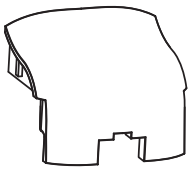

后螺丝盖

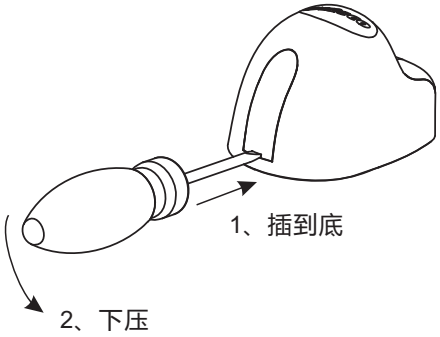

使用Ø2-4的一字螺丝刀插入拆卸孔，下压即可取下螺丝盖

电缆附件

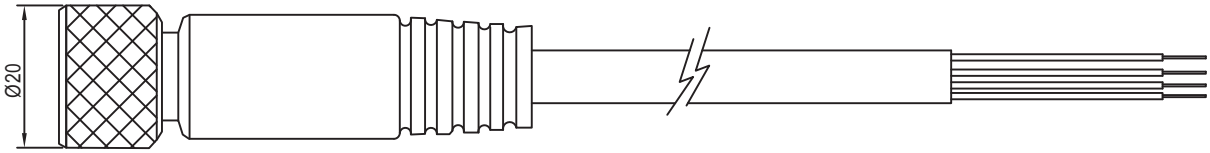

型号 Type：M8-FCC-4-5
长度 Length：4.4m，IP67。

包装清单

序号	名称	数量	单位	序号	名称	数量	单位
1	传感器	1	只	4	平垫	6	只
2	M5圆头十字螺栓	3	只	5	螺母	3	只
3	弹簧垫片	3	只	6	说明书	1	份

总经销:

上海冠引电气有限公司

上海市闵行区秀文路898号西子国际中心5号楼309室
电话：（021) 6296 7011　传真：（021) 6296 7012

- IP67.
- Small volume.
- Low Off-State Leakage Current 1μA.

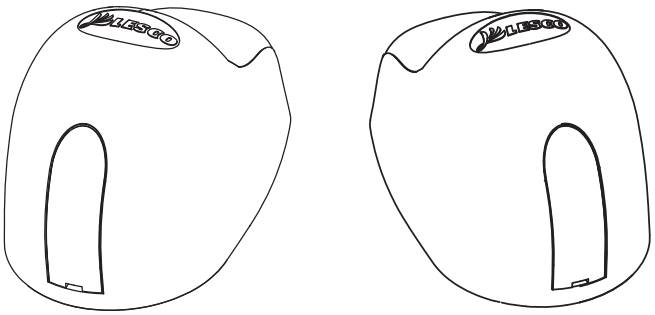

TECHNICAL SPECIFICATIONS	
Items / Type	EM-S30.10L EM-S30.10R
Transmit frequency	24.125GHz
Detection mode	Moving objects
Transmitter radiated power	<20 dBm EIRP
Detection range	2 meters (adjustable)
Mounting Position	LEFT / RIGHT
Output	SSR, NO / NC
	LED
Load voltage (peak AC)	250V
Continuous load current	100mA
Supply voltage	DC 12-36V
Power consumption	<1.2W
Cable	600mm Cable M8 IP67 connector; 5m cable.
Sealing class	IP67
Enclosure material	Fire retardant ABS
Shell thickness	3.6±0.2mm
Immunity	EMC 2004/108EC
Operating temperature	-25℃~+65℃(non-freezing)
Storage temperature	-40℃~+80℃(non-freezing)

PRODUCT DESCRIPTION

Detection range (sensitivity) adjustment 0.5~2.0m.

Fault indicator

Output indicator, NO (or NC).

WIRING DIAGRAM

Output SSR		
Brown + DC 12-36V	Output NO	
Blue - 0V		
Brown - 0V	Output NC	
Blue + DC 12-36V		
Output White	MAX.100mA	Short-circuit protection
Output Black		
Two sensors and PLC connection	Output NO	Parallel connection
	Output NC	Series connection

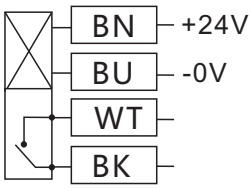

Output PNP , Parallel connection

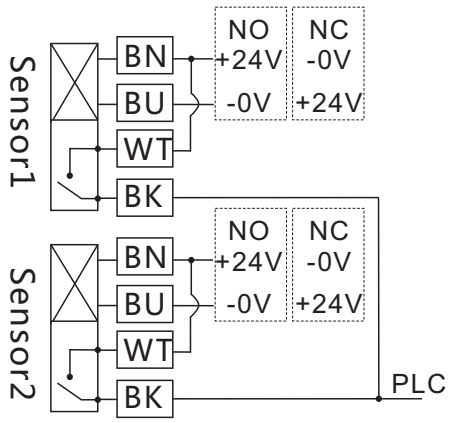

Output NPN , Parallel connection

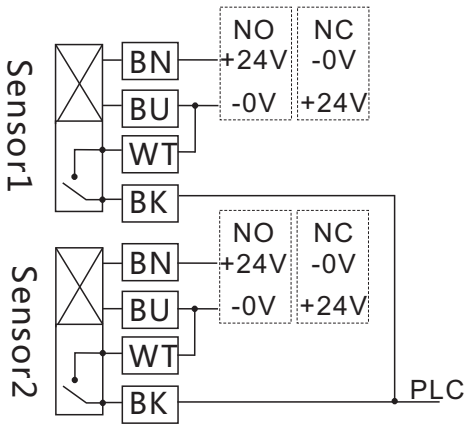

Output PNP , Series connection

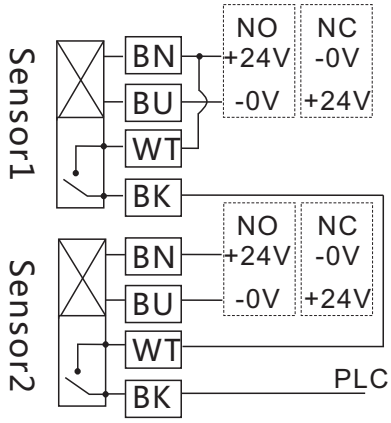

Output NPN , Series connection

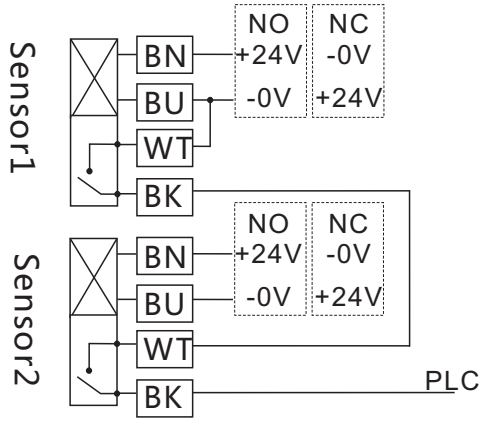

OSCILLOGRAM

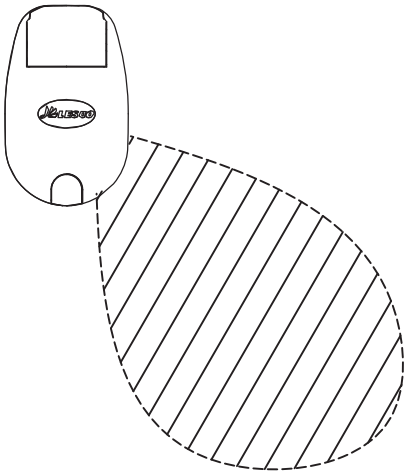

EM-S3X1XL

Oscillogram
Left Sensor

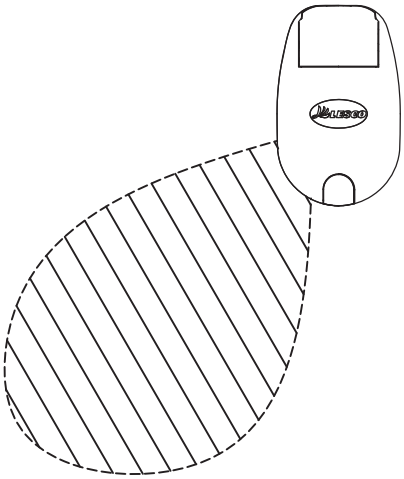

EM-S3X1XR
Oscillogram
Right Sensor

SENSOR HEAD INSTALLATION

1.Toe-in angle: level 20° ~ + 30°

2.Align the sensor head pointing 15°~20° upward.

3.If the skirt board is non-metallic and you wish to install the sensor head behind it, no hole cutting should be required.

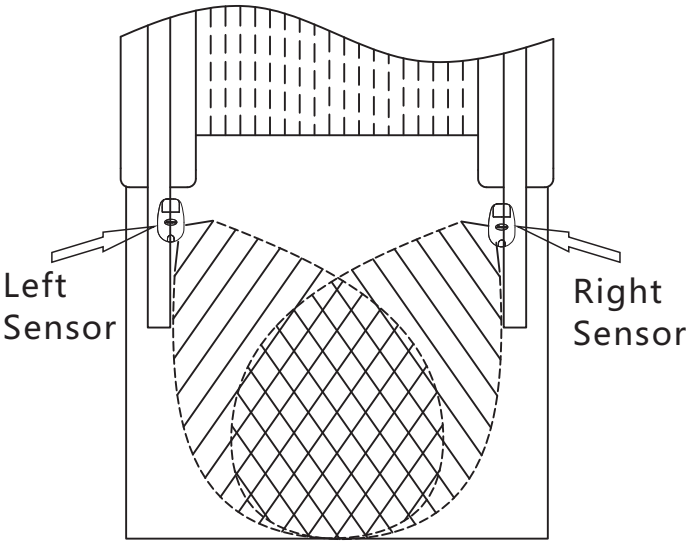

MOUNT

1. Mount fixing holes to the drawings , please.

2.The dotted line represents products form.

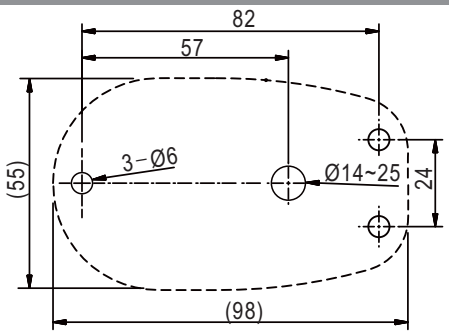

Fixing holes

ORDER NUMBER

Model specification	
EM-S30	Basic type: EM-S30
1	Output:1- SSR.
0	CABLE:0-Waterproof Connectors;1-5m cable.
L	Mount:L-Left ; R-Right.

PRODUCT COMPONENTS

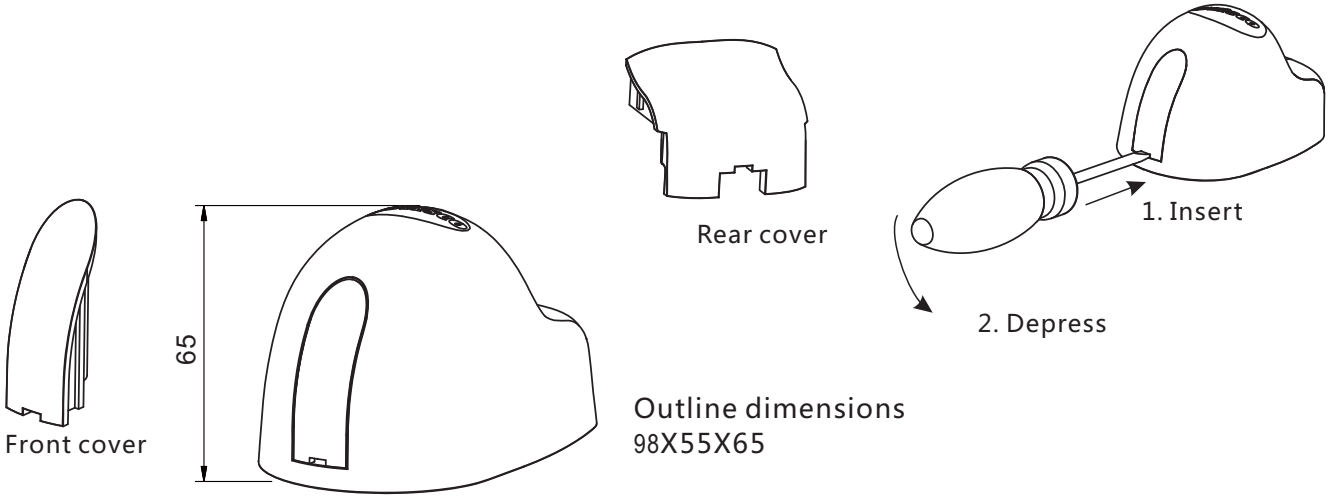

ACCESSORIES

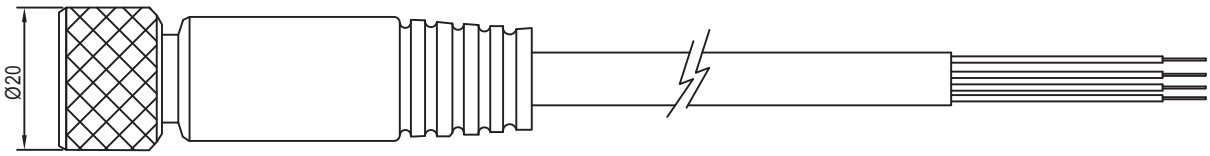

Type : M8-FCC-4-5
Length : 4.4m , IP67。

DISTRIBUTOR:

Shanghai TOPPRE Electric Co., LTD.

RM.309,Building 5, XIZI international center, NO.898 Xiu wen road, Shanghai
Tel : (021) 6296 7011 Fax : (021) 6296 7012