

U-Line™ Factory Sealed 20 Amp Plugs and Receptacles

Explosionproof, Dust-Ignitionproof

Dead-Front Safety Construction. Choice of Aluminum or Thermoplastic Polyester Plug.

NEC/CEC:

Class I, Division 1 and 2, Groups B⁺, C, D

Class II, Division 1 and 2, Groups F, G

Class III

NEMA 3, 3R, 3RX, 4X[▼], 7BCD, 9FG

Applications

- Locations where receptacles are used with stationary or portable electrically operated devices such as:
 - Lighting systems
 - Conveyors
 - Heaters
 - Motor-generator sets
 - Air conditioners
 - Compressors
 - Pumps
- Locations with damp or corrosive conditions.
- Class I: classified locations where ignitable vapors or gases are present such as:
 - Petrochemical plants
 - Petroleum refineries
 - Paint and chemical plants
- Class II: classified locations such as:
 - Process industries where there are dust hazards from handling such products as flour, grain and starch or any location where ignitable amounts of dust are present or amounts which would adversely affect performance.

Features

- Intermateable with competitor's plugs of like configurations.
- Factory sealed, external seals not required in most areas. Arcing is safely confined to receptacle interior.
- Choice of malleable iron receptacle and mounting box or aluminum receptacle and mounting box.
- Energized receptacle contacts deeply recessed to reduce danger of accidental touching.
- Unique blade-type, brass contacts exert constant pressure along entire contact surface and provide superior electrical contact.
- Insulators provide superior dielectric and mechanical strength and lowest arc tracking.
- ECP plug fits any standard non-explosionproof receptacle (NEMA 5-20R, or 6-20R) as well as U-Line™ explosionproof receptacles.
- U-Line™ EFSR-K receptacle covers are UL Classified when used with Killark [♦] SWB mounting boxes.



Standard Materials

- U-Line™ receptacle covers: copperfree (4/10 of 1% max.) aluminum
- U-Line™ mounting box: malleable iron
- U-Line™ M Series receptacle covers and mounting boxes: malleable iron
- ECP plugs: copperfree (4/10 of 1% max.) aluminum housings
- Insulating blocks: glass-filled reinforced polyester

Standard Finishes

- U-Line™ M Series mounting boxes: triple-coat—(1) zinc electroplate, (2) chromate and (3) epoxy powder coat
- U-Line™ receptacle covers and mounting boxes: epoxy powder coat


Options

- U-Line™ all-aluminum receptacle cover and mounting box. Add suffix **-A**.

NEC/CEC Certifications and Compliances

- UL Listed: E10784, E81751
- UL Standard: 1203, 1010, 894
- CSA Standard: C22.2 No. 25, C22.2 No. 30, C22.2 No. 42, C22 No.159
- CSA Certified: 038644

Illustrated Features



U-Line™ NEMA 4X corrosion resistance screw cover kit available: **ULINEREC4XKIT**. ▼



▼ NEMA 3RX when the spring-loaded cover is installed and closed. NEMA 4X when the screw cover is installed and fully engaged.

♦ Select items suitable for Class I, Group B, C and D; Class II, Groups F, G; and Class III. See product selection pages for suitable items. Note: Special U-Line™ receptacles are UL Classified when used with Killark SWB mounting boxes.

♦ Killark is a registered trademark of Hubbell Incorporated.

U-Line™ Factory Sealed 20 Amp Plugs and Receptacles

Explosionproof, Dust-Ignitionproof

Dead-Front Safety Construction. Choice of Aluminum or Thermoplastic Polyester Plug.

NEC/CEC:

Class I, Division 1 and 2, Groups B⁺, C, D

Class II, Division 1 and 2, Groups F, G

Class III

NEMA 3, 3R, 3RX, 4X[▼], 7BCD, 9FG

Illustrated Features

Spring-loaded cover keeps dust out of receptacle when plug is not in use, which may be rotated 180° or completely removed. Stainless steel cover spring-completely enclosed for protection from corrosive environments.

With plug in use, neoprene gasket in throat of receptacle "seals" around plug keeping out dirt, water, dust and other foreign matter.

With plug not in use, spring-loaded cover seats against neoprene gasket to seal receptacle from corrosive atmospheres.



Factory sealed receptacle/switch interior. Switch is an integral part of receptacle interior, contained in an aluminum sleeve. Protective xylan coating on inside of sleeve provides smooth "rotating" action of internal switch, which is activated by rotating plug in receptacle. Entire aluminum sleeve is sealed at both ends with neoprene O-rings to protect receptacle/switch interior against moisture.

For safety... Ordinary location plug will NOT activate explosionproof U-Line™ receptacle.

Plug mechanical cable clamps on the plug prevent strain on cables and meet or exceed UL 150 lb. strain relief pull-out test for classified locations.

ECP Interchanger plug fits ordinary location receptacles (NEMA 5-20R and NEMA 6-20R) and explosionproof U-Line™ receptacle as well competitors comparable NEMA blade configured receptacles.



A twist of the plug produces audible "click" to indicate fast make and break of built-in switch contacts. Twisting plug locks it in place—cannot be accidentally pulled out.

Special neoprene watertight plug bushing accommodates flexible cord ranging from .538" to .639" in diameter.



Solderless lugs—all terminals are pressure type to facilitate wiring.

Longer plug housing for better gripping and easier plug insertion and withdrawal.

♦ Select items suitable for Class I, Group B, C and D; Class II, Groups F, G; and Class III. See product selection pages for suitable items.

U-Line™ Factory Sealed 20 Amp Aluminum Receptacles

Explosionproof, Dust-Ignitionproof

125 Vac, 20 Amp, 1 HP; 250 Vac, 20 Amp, 2 HP. Dead-Front Safety Construction.

NEC/CEC ③:

Class I, Division 1 and 2, Groups B♦, C, D

Class II, Division 1 and 2, Groups F, G

Class III

NEMA 3, 3R, 3RX, 4X▼, 7BCD, 9FG

Aluminum Receptacle Cover and Malleable Iron Mounting Box ①

Type	Wire/Pole	Hub Size (Inches)	Catalog Number	
			125 Vac, 1 HP 	250 Vac, 2 HP 

Single Gang

Class I, Division 1 and 2 Groups B♦, C, D; Class II, Division 1 and 2 Groups F, G; Class III.

Suitable for use in Class I, Division 1, Group B when used with external seals. ②



Dead-End



Feed-Thru

Dead-End

2W, 3P

1/2

3/4

1

EFS150-2023

EFS150-20232

EFS175-2023

EFS175-20232

EFS110-2023

EFS110-20232

Feed-Thru

2W, 3P

1/2

3/4

1

EFSC150-2023

EFSC150-20232

EFSC175-2023


EFSC175-20232

EFSC110-2023


EFSC110-20232

Two Gang

Class I, Division 1 and 2 Groups C, D; Class I, Division 2, Groups B, C, D; Class II, Division 1 and 2 Groups F, G; Class III.



Dead-End



Feed-Thru

Dead-End

2W, 3P

1/2

3/4

1

EFS250-2023

EFS250-20232

EFS275-2023

EFS275-20232

EFS210-2023

EFS210-20232

Feed-Thru

2W, 3P

1/2

3/4

1

EFSC250-2023

EFSC250-20232

EFSC275-2023

EFSC275-20232

EFSC210-2023

EFSC210-20232

Replacement Receptacle Covers and Spare Parts



20A Receptacle Cover 2W, 3P (aluminum)
Spring-loaded Cover Replacement Assembly (aluminum)
Receptacle cover for use on Killark ♦ SWB mounting boxes.

EFSR-2023

EFSR-20232

ULSCA

EFSR-2023K

EFSR-20232K



NEMA 4X Screw Cover Kit ▼

ULINEREC4XKIT

① Standard mounting box malleable iron. For aluminum mounting box, add suffix -A to catalog number.

② Seals (not furnished—see Hazardous Location Fittings Section) must be placed within 2 inches from each conduit opening. Seals are not required in Class I, Division 2 locations.

③ For CEC version with CSA nameplate, add suffix -CN to catalog number.

▼ NEMA 3RX when the spring-loaded cover is installed and closed. NEMA 4X when the screw cover is installed and fully engaged.

♦ Shaded area indicates items suitable for Class I, Group B, C and D; Class II, Groups F, G; and Class III.

♦ Killark is a registered trademark of Hubbell Incorporated.

U-Line™ Factory Sealed 20 Amp Malleable Iron Receptacles

Explosionproof, Dust-Ignitionproof

125 Vac, 20 Amp, 1 HP; 250 Vac, 20 Amp, 2 HP. Dead-Front Safety Construction.

NEC/CEC ②:

Class I, Division 1, Groups B♦, C, D
 Class I, Division 2, Groups B, C, D
 Class II, Division 1 and 2, Groups F, G
 Class III
 NEMA 3, 3R, 3RX, 7BCD, 9FG

Malleable Iron Receptacle Cover and Mounting Box

Type	Wire/Pole	Hub Size (Inches)	Catalog Number	
			125 Vac, 1 HP 	250 Vac, 2 HP 

Single Gang — Class I, Group B

Class I, Division 1 and 2 Groups B, C, D; Class II, Division 1 and 2 Groups F, G; Class III

These models have separate factory sealed chamber—suitable for Class I, Group B as well as Class I, Groups C and D, Class II, Groups F, G and Class III. No external seals required.



Dead-End



Feed-Thru

Dead-End	2W, 3P	1/2	EFSB150-2023M	EFSB150-20232M
		3/4	EFSB175-2023M	EFSB175-20232M
Feed-Thru	2W, 3P	1/2	EFSCB150-2023M	EFSCB150-20232M
		3/4	EFSCB175-2023M	EFSCB175-20232M



Separate Sealing Chamber
Factory Sealed

Single Gang

Class I, Division 1 and 2 Groups B♦, C, D; Class II, Division 1 and 2 Groups F, G; Class III

Suitable for use in Class I, Division 1, Group B when used with external seals. ①



Dead-End



Feed-Thru

Dead-End	2W, 3P	1/2	EFS150-2023M	EFS150-20232M
		3/4	EFS175-2023M	EFS175-20232M
		1	EFS110-2023M	EFS110-20232M
Feed-Thru	2W, 3P	1/2	EFSC150-2023M	EFSC150-20232M
		3/4	EFSC175-2023M	EFSC175-20232M
		1	EFSC110-2023M	EFSC110-20232M



① Seals (not furnished—see Hazardous Location Fittings Section) must be placed within 2 inches from each conduit opening. Seals are not required in Class I, Division 2 locations.

② For CEC version with CSA nameplate, add suffix -CN to catalog number.

♦ Shaded area indicates items suitable for Class I, Group B, C and D; Class II, Groups F, G; and Class III.

U-Line™ Factory Sealed 20 Amp Malleable Iron Receptacles




Explosionproof, Dust-Ignitionproof

125 Vac, 20 Amp, 1 HP; 250 Vac, 20 Amp, 2 HP. Dead-Front Safety Construction.

NEC/CEC ①:

Class I, Division 1, Groups B*, C, D
 Class I, Division 2, Groups B, C, D
 Class II, Division 1 and 2, Groups F, G
 Class III
 NEMA 3, 3R, 3RX, 7BCD, 9FG

Malleable Iron Receptacle Cover and Malleable Iron Mounting Box

	Type	Wire/Pole	Hub Size (Inches)	Catalog Number	
				125 Vac, 1 HP 	250 Vac, 2 HP 
Two Gang					
<i>Class I, Division 1 and 2 Groups C, D; Class I, Division 2, Groups B, C, D; Class II, Division 1 and 2 Groups F, G; Class III.</i>					
	Dead-End	2W, 3P	1/2	EFS250-2023M	EFS250-20232M
			3/4	EFS275-2023M	EFS275-20232M
			1	EFS210-2023M	EFS210-20232M
	Feed-Thru	2W, 3P	1/2	EFSC250-2023M	EFSC250-20232M
			3/4	EFSC275-2023M	EFSC275-20232M
			1	EFSC210-2023M	EFSC210-20232M
Dead-End	Feed-Thru				

Malleable Iron Replacement Receptacle



20A Receptacle Cover 2W, 3P (iron)	EFSR-2023M	EFSR-20232M
Spring-loaded Cover Replacement Assembly (iron)	ULSCM	

APPLETON™

PLUGS AND RECEPTACLES: NEC/CEC HAZARDOUS LOCATION

① For CEC version with CSA nameplate, add suffix **-CN** to catalog number.

◆ Select items suitable for Class I, Group B, C and D; Class II, Groups F, G; and Class III. See product selection pages for suitable items.

U-Line™ Factory Sealed 20 Amp Receptacles

Explosionproof, Dust-Ignitionproof

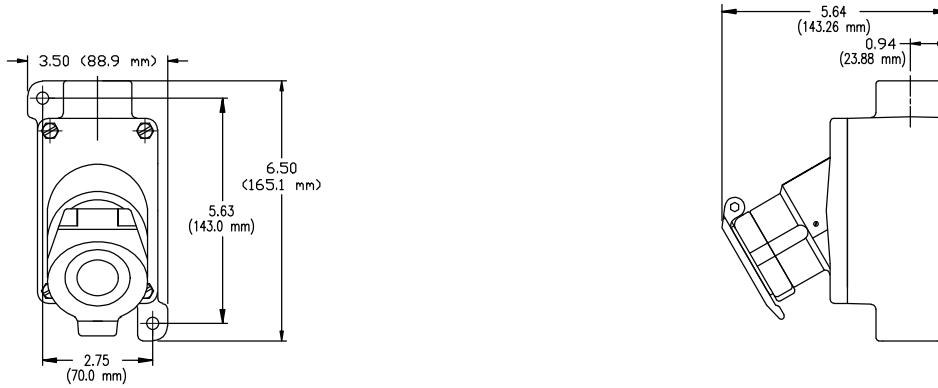
125 Vac, 20 Amp, 1 HP; 250 Vac, 20 Amp, 2 HP. Dead-Front Safety Construction.

NEC/CEC:

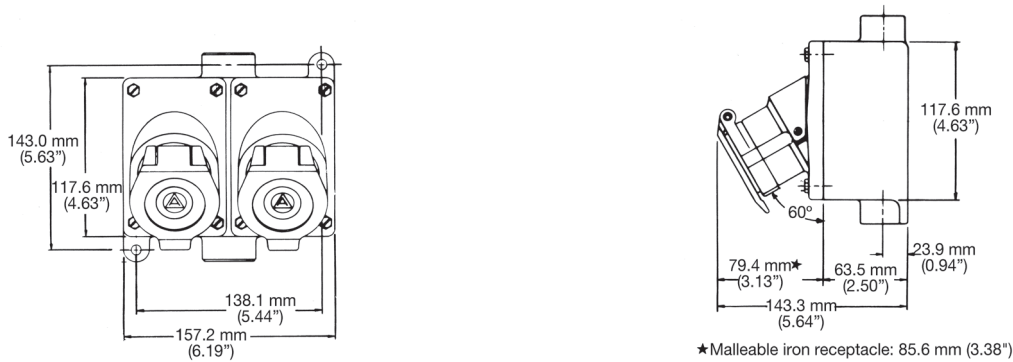
Class I, Division 1, Groups B⁺, C, D
 Class I, Division 2, Groups B, C, D
 Class II, Division 1 and 2, Groups F, G
 Class III
 NEMA 3, 3R, 3RX, 7BCD, 9FG

Dimensions in Millimeters (Inches)

Single Gang Mounting Box with Receptacle Cover



Two Gang Mounting Box with Receptacle Covers



Receptacle Cover



♦ Select items suitable for Class I, Group B, C and D; Class II, Groups F, G; and Class III. See product selection pages for suitable items.

U-Line™ Interchanger 15 and 20 Amp Plugs

For U-Line™ Receptacles.

These watertight ① plugs also fit NEMA 5-20R or 6-20R receptacles in nonclassified areas. Choice of Aluminum or Thermoplastic Polyester Plug.

NEC/CEC:

Class I, Division 1 and 2, Groups B, C, D

Class II, Division 1 and 2, Groups F, G

Class III


NEMA Type 4, when unmated

Applications

- U-Line™ Interchanger ECP plug: suitable for use in such areas as refineries, petrochemical plants, and other areas subject to where ignitable gases are present.
- NCP Plug: ideal where moisture or corrosion is a constant problem, such as production facilities on marine platforms, and pipeline transportation facilities.
- Ideal for use with the following Appleton™ receptacles:
 - U-Line™ Factory Sealed 20 Amp Receptacles
 - U-Line™ 20 Amp Portable Receptacle with GFCI
 - U-Line™ 20 Amp ECH/ECHT Panel Mounting Receptacles
 - U-Line™ Contender™ Factory Sealed 20 Amp Receptacles
 - U-Line™ N1 Series 20 Amp Receptacles
 - U-Line™ N2 Factory Sealed 20 Amp Receptacles
 - U-Line™ ECS Factory Sealed 15 and 20 Amp Receptacles
 - U-Line™ ECCL/ECC Factory Sealed 20 Amp Cable Connectors

Features

- **Watertight.** Helping to reduce the risks of power outages, and damage to vital equipment, this solution protects against ingress of water, even when the plug is not mated, eliminating the risk of short circuits in receptacles and equipment due to damaged plugs.
- **Easy to Wire.** Dependable in virtually any environment or weather condition, this easy-to-wire solution offers large easy to access terminals, and standard size combination screws to eliminate the need for special tools.
- Unique blade-type, brass contacts exert constant pressure along entire contact surface and provide superior electrical contact.



ECP Aluminum Plug



NCP Thermoplastic Polyester Plug

- Insulators provide superior dielectric and mechanical strength and lowest arc tracking.
- Longer plug housing for better gripping and easier plug insertion and withdrawal.
- Plugs fits any standard non-explosionproof receptacle (NEMA 5-20R, or 6-20R) as well as U-Line™ explosionproof receptacles.
- ECP plug: a twist of the plug produces audible "click" to indicate fast make and break of built-in switch contacts. Twisting plug locks it in place and cannot be accidentally pulled out.
- NCP plug: special neoprene watertight plug bushing accommodates flexible cord ranging from .538" to .639" diameter.

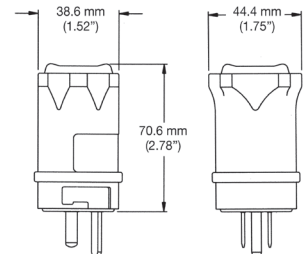
Standard Materials

- ECP plug: copperfree (less than 4/10ths of 1%) aluminum
- NCP plug: 30% glass-reinforced thermoplastic polyester

APPLETON™

PLUGS AND RECEPTACLES: NEC/CEC HAZARDOUS LOCATION

NEMA Plug Configurations					Catalog Number		Dimensions in Millimeters (Inches)
Amp	Wire/Pole	5-15P	5-20P	6-20P	125 Vac	250 Vac	
U-Line™ Interchanger ECP Aluminum Plug							
15	2W, 3P				.538 to .639	ECP-1523	—
20	2W, 3P				.538 to .639	ECP-2023	—
20	2W, 3P					—	ECP-20232
U-Line™ Interchanger NCP Thermoplastic Polyester Plug							
15	2W, 3P				.538 to .639	NCP-1523	—
20	2W, 3P				.538 to .639	NCP-2023	—
20	2W, 3P					—	NCP-20232



① Watertight when unmated.

EFSR–GFI Factory Sealed Ground Fault Circuit Interrupter

For U-Line™ 20 Amp Receptacles. Explosionproof, Dust-Ignitionproof

125 Vac branch circuits. Installs on standard EFD Mounting Boxes.

NEC/CEC:

Class I, Division 1, Groups B*, C, D
Class I, Division 2, Groups B, C, D
Class II, Division 1 and 2, Groups F, G
Class III
NEMA 3, 3R, 3RX, 7BCD, 9FG

Applications

- Provides required ground fault protection for portable electrically-operated devices. Meets all UL and CSA requirements for ground fault protection in hazardous locations.
- Well suited for use in highly corrosive atmospheres and wet locations.
- Can be used in conjunction with U-Line™ factory sealed receptacle on 20 Amp, 125 Vac 50/60 Hz branch circuits.

Features

- Factory sealed construction; **no external seals are required.** Arcing is confined within the device's interior sealed chamber.
- Rated 20 Amp, 125 Vac, 5 mA trip setting.
- Smooth-operating test and reset buttons.
- Choice of malleable iron or aluminum, dead-end or feed-thru mounting boxes.

Standard Materials


- Cover and sealing chamber: cast copperfree (less than 4/10ths of 1%) aluminum
- Cover bolts, test and reset buttons and shafts: stainless steel

Standard Finish


- Cover and sealing chamber: baked gray epoxy clad finish

NEC/CEC Certifications and Compliances

- UL/cUL Listed: E81751
- UL Standard: 943, 1203



EFSR–GFI cover mounted on single gang EFD mounting box. The GFI cover has separate factory sealed sealing chamber and is suitable for Class I, Group B as well as Class I, Groups C and D; Class II, Groups E, F, G and Class III.



EFSR–GFI cover installed on two gang EFD mounting box together with U-Line™ 20 Amp, 125 Vac factory sealed receptacle. Receptacle listed for Class I, Groups C and D, Class II, Groups F and G, and Class III.






EFSR-GFI Factory Sealed Ground Fault Circuit Interrupter

For U-Line™ 20 Amp Receptacles. Explosionproof, Dust-Ignitionproof

125 Vac branch circuits. Installs on standard EFD Mounting Boxes.

NEC/CEC:

Class I, Division 1, Groups B♦, C, D
 Class I, Division 2, Groups B, C, D
 Class II, Division 1 and 2, Groups F, G
 Class III
 NEMA 3, 3R, 3RX, 7BCD, 9FG

Description	Hub Size (Inches)	Catalog Number	
		Malleable Iron	Aluminum
GFI Cover and Mounting Box – Single Gang			
 Dead-End	1/2	EFS150-GFI	EFS150A-GFI
	3/4	EFS175-GFI	EFS175A-GFI
	1	EFS110-GFI	EFS110A-GFI
 Feed-Thru	1/2	EFSC150-GFI	EFSC150A-GFI
	3/4	EFSC175-GFI	EFSC175A-GFI
	1	EFSC110-GFI	EFSC110A-GFI
Receptacle with GFI Cover – Two Gang			
 Dead-End	1/2	EFS250-2023GFI	EFS250A-2023GFI
	3/4	EFS275-2023GFI	EFS275A-2023GFI
	1	EFS210-2023GFI	EFS210A-2023GFI
 Feed-Thru	1/2	EFSC250-2023GFI	EFSC250A-2023GFI
	3/4	EFSC275-2023GFI	EFSC275A-2023GFI
	1	EFSC210-2023GFI	EFSC210A-2023GFI
Aluminum Ground Fault Interrupter Cover/Device			
	Cover may be used with other EFD mounting boxes and U-Line™ EFS receptacles in this section.	EFSR-GFI	

APPLETON™

PLUGS AND RECEPTACLES: NEC/CEC HAZARDOUS LOCATION

♦ Shaded area indicated items suitable for Class I, Group B.

U-Line™ 20 Amp Portable Receptacle with Ground Fault Circuit Interrupter

Explosionproof, Dust-Ignitionproof

125 Vac. For use on Hazardous or Non-Hazardous Receptacles.

NEC/CEC:

Class I, Division 1 and 2, Groups C, D

Class II, Division 1 and 2, Groups F, G

Class III

NEMA 3, 3R, 3RX, 7CD, 9EFG

Applications

- Provides required portable ground fault protection for electrically-operated devices. Meets all UL and CSA requirements for ground fault protection in hazardous locations.
- Well suited for use in highly corrosive atmospheres and wet locations.

Features

- Arcing is confined within the device's interior.
- Rated 20 Amp, 125 Vac, 5 mA trip setting.
- Provides open neutral protection to maximize safety.
- High intensity LED pilot light rated at 100,000 hours
- Smooth operating test and reset buttons.
- Heavy duty 0.91 meter (3 foot) SO power cord with U-Line™ 20 Amp NEMA 5-20R plug.
- Lightweight design.
- Convenient carry/hanging handle.
- Plug mates with competitors comparable receptacles. The receptacle also accepts their respective plugs.

Standard Materials

- GFI, receptacle covers, and mounting boxes: cast copperfree (less than 4/10ths of 1%) aluminum
- Cover bolts, test and reset buttons and shafts: stainless steel
- Carry/hanging handle: nylon covered galvanized steel

Standard Finish

- Covers and mounting boxes: baked gray epoxy clad finish

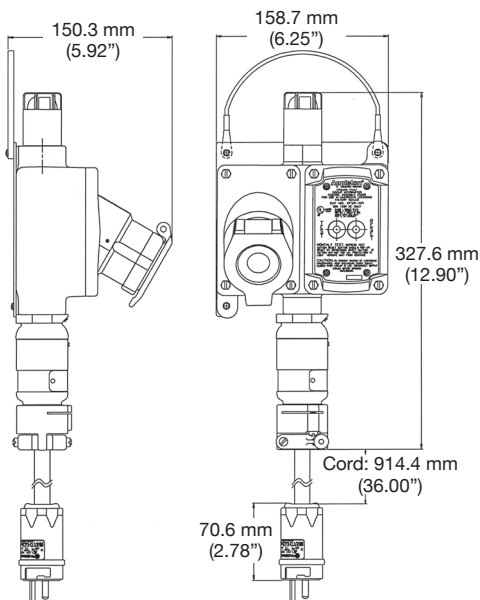
Options

- Incandescent pilot light available, contact local sales representative.

NEC/CEC Compliances and Certifications

- UL Standard: 943, 1203
- CSA Standard: C22.2 No. 30

Dimensions in Millimeters (Inches)



Amp	Pilot Light	Catalog Number
20	Green LED	U2023PGFID1G3
	Red LED	U2023PGFID1R3





U-Line™ 20 Amp Receptacle Mounting Boxes

Furnished with internal ground screw. ①

NEC/CEC:

Class I, Division 1, Groups C, D
 Class I, Division 2, Groups B, C, D
 Class II, Division 1 and 2, Groups E, F, G
 Class III
 NEMA 3, 3R, 7CD, 9EFG

EFD Cast Device Mounting Boxes

	Type	Hub Size (Inches)	Catalog Number	
			Malleable Iron	Aluminum
Single Gang				
	Dead-End	1/2	EFD150NLQ	EFD150ANLQ
		3/4	EFD175NLQ	EFD175ANLQ
		1	EFD110NLQ	EFD110ANLQ
	Feed-Thru	1/2	EFDC150NLQ	EFDC150ANLQ
		3/4	EFDC175NLQ	EFDC175ANLQ
		1	EFDC110NLQ	EFDC110ANLQ
Two Gang				
	Dead-End	1/2	EFD250NLQ	EFD250ANLQ
		3/4	EFD275NLQ	EFD275ANLQ
		1	EFD210NLQ	EFD210ANLQ
	Feed-Thru	1/2	EFDC250NLQ	EFDC250ANLQ
		3/4	EFDC275NLQ	EFDC275ANLQ
		1	EFDC210NLQ	EFDC210ANLQ
Tandem ②				
	Dead-End	1/2	EFDT50NLQ	—
		3/4	EFDT75NLQ	—
		1	EFDT10NLQ	—
	Feed-Thru	1/2	EFDCT50NLQ	—
		3/4	EFDCT75NLQ	—
		1	EFDCT10NLQ	—
Blank Mounting Boxes for Brazed Hubs ③				
<i>Construct complete catalog number per following page. Hubs will be located in center of walls and evenly spaced unless otherwise specified. Where spacings are critical, submit sketch showing spacing requirements.</i>				
	1 Gang		EFD1NL	—
	2 Gang		EFD2NL	—
	3 Gang		EFD3NL	—
	4 Gang		EFD4NL	—
	5 Gang		EFD5NL	—

APPLETON™

PLUGS AND RECEPTACLES: NEC/CEC HAZARDOUS LOCATION

① 1 Gang, 2 Gang and 5 Gang mounting boxes only.

② For tandem mounting boxes, eternal seals must be installed within 1.52 meters (5 feet) of each conduit entrance or Class I, Group C and D.

③ Blank EFD mounting boxes are non-UL Listed.

U-Line™ 20 Amp Receptacle Mounting Boxes

EFD Blank Cast Device Mounting Boxes. Drilling Information for Brazed Threaded and Union Hubs

Single, Two, Three, Four and Five Gang Mounting Boxes.

Determine catalog number as follows:

- (1) Select EFD device mounting box catalog number.
- (2) Select "Standard Hub Arrangement Diagram" number.
- (3) Select symbols that represent hub sizes from "Symbol Table." (Use "0" where no hub is required, and separate the various divisions of the complete catalog number by dashes.)

Example

The blank mounting box selected is EFD3NL and the hub arrangement is diagram #8. Hub "a" is to be 3/4" brazed threaded; hub "b", 1" brazed threaded; hub "c", 3/4" brazed threaded; hub "d", no hub is required; and hub "e", 1" brazed union.

The complete catalog number will be: **EFD-3NL-8-23203E**

If a "Standard Hub Arrangement" is not suitable for the application, or when hubs are to be more accurately spaced, submit sketch locating hubs (1) from centerlines of walls and (2) from outside back of mounting box (or from mounting lug surface if lugs are supplied).

All hubs will be located in centerlines of walls and evenly spaced unless otherwise specified.

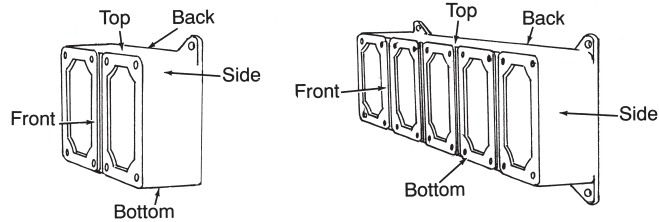
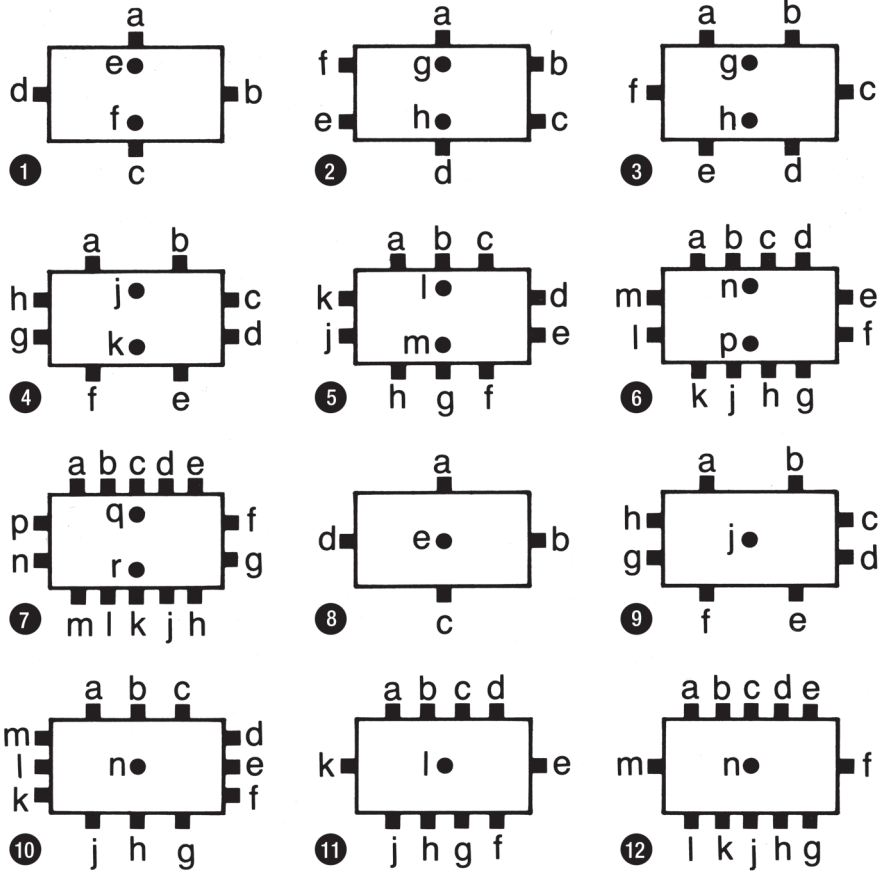
Symbol Table

Hub Size (Inches)	Brazed Threaded Hub Symbol	Brazed Union Hub Symbol
Blank	0	0
1/2	1	1E
3/4	2	2E
1	3	3E

Standard Hub Arrangement Diagrams

Hub "a" is always TOP of mounting boxes

Two, Three, Four and Five Gang (Front View)



One Gang (Front View)

