



ASF

高温型立式多级离心泵
50Hz

江苏峰超泵业有限公司



CONTENTS

目录

| | |
|----|-------|
| 7 | ASF1 |
| 9 | ASF2 |
| 11 | ASF3 |
| 13 | ASF4 |
| 15 | ASF5 |
| 17 | ASF8 |
| 19 | ASF10 |
| 21 | ASF12 |
| 23 | ASF15 |
| 25 | ASF16 |
| 27 | ASF20 |

公司简介 COMPANY PROFILE

江苏峰超泵业有限公司（以下简称峰超泵业）创建于2000年，是集科研、生产、销售于一体的不锈钢多级泵专业生产厂家。公司创建二十年来，产品不断优化，推陈出新，具有进口的品质，国产的价格。

峰超泵业公司主导产品 QDYA 系列浸入式多级离心泵，适用于各类机床冷却系统、工业清洗系统、过滤系统、润滑油输送系统，为全国各大机床厂家、各类机械工业制造厂家长期配套使用。

峰超泵业公司为国内最早一批，2001年通过 ISO9001 国际质量体系认证，产品配套主机畅销全国各地，并进军国际市场，远销欧美，东南亚等世界各地，市场占有率位居全国前列。

峰超泵业公司致力追求“以人为本，注重素质，以精为先，注重优质，以诚为用，注重品质，以高为标，注重实质”的企业精神，以用户满意为目标，追求技术领先，致力于协助用户取得他们自己的成功，与用户建立亲密的伙伴关系！



年制造能力
50000 台



泵介绍

ASF高温型立式多级离心泵，通过定制高温型密封件设计来承受某些流体溶液应用中的超高温，如地毯清洗、锅炉给水、热水压力清洗机和其他工业等。

ASF高温泵采用外置冷却控件，便于解决泵内流体溶液因为高温易产生气体对机械密封产生气蚀的问题。高温泵可以处理高达180℃的液体，并在干燥条件下间歇性运行，以覆盖广泛的高温液体应用。

泵连接方式

- 法兰连接
- 螺纹连接
- 卡箍连接

泵材质

- 不锈钢(AISI304,AISI316)
- 双相不锈钢(2205)

泵液体温度

- 热水型泵：液体温度 -15℃ 到+180℃ 之间

电机

- 鼠笼式全封闭风冷IEC电机，可适用于连续工作制运行
- 防护等级：IP55
- 绝缘等级：F
- 标准电压：3x220-240/380-415V
1x220-240V
- 单相电机从0.37kW-2.2kW可提供。

性能曲线

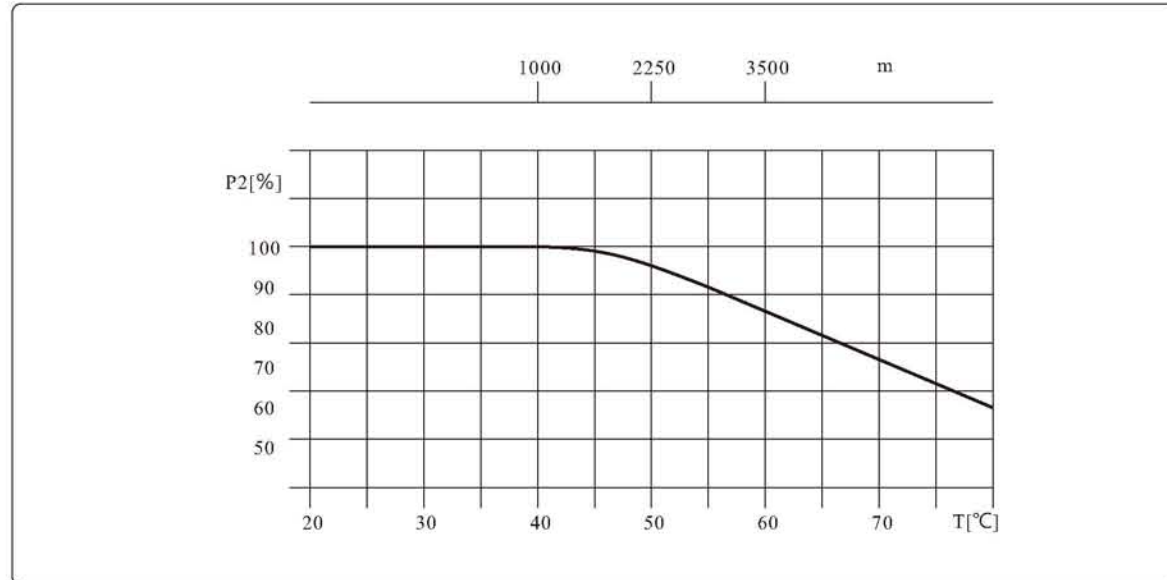
- 所有曲线都基于电机在恒速2900rpm或2950rpm的测量值。
- 曲线容差符合ISO9906。
- 测试采用20℃不含空气的水，运动粘度1mm²/s。
- 泵的使用参照粗线的性能范围，以防流量过小产生过热或流量过大使电机过载等。

泵运行条件

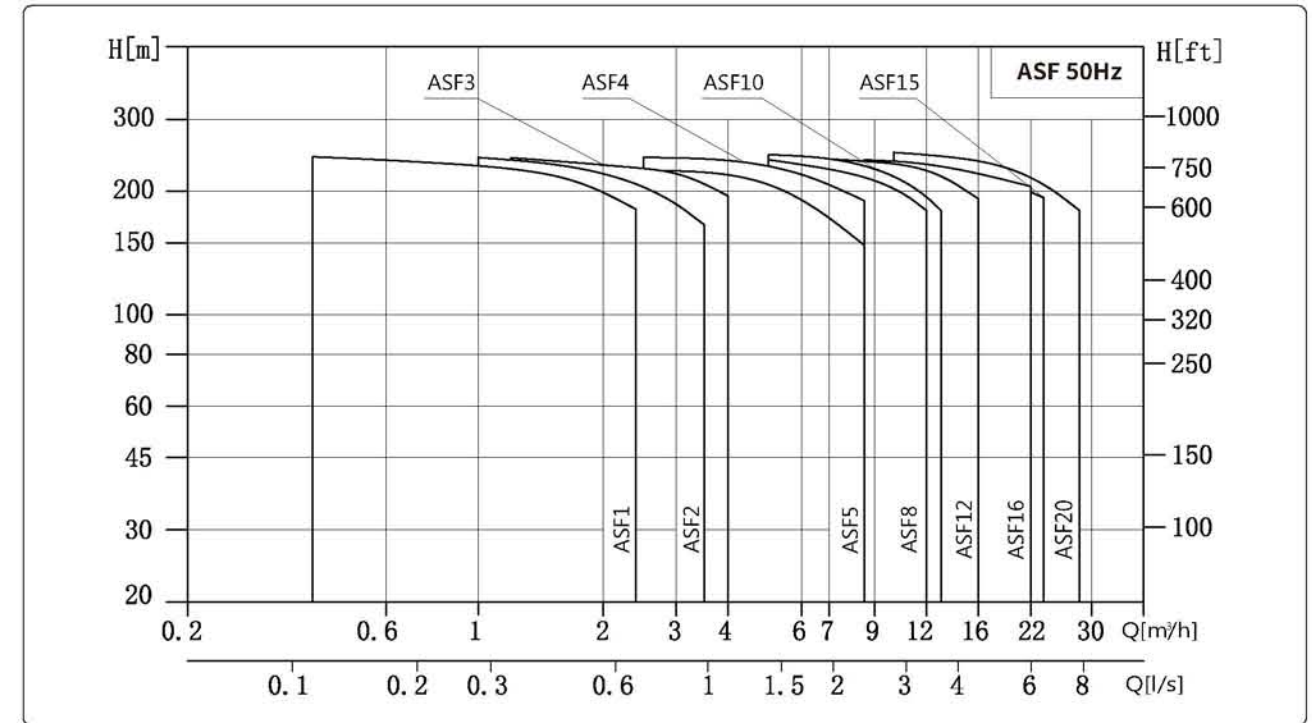
- 稀薄、干净、非易燃易爆且不含颗粒或纤维的液体
- 环境温度：不超过+40℃
- 海拔：不超过1000m

海拔与环境温度

- 当泵在环境温度大于40℃或海拔大于1000m时运行，电机输出功率P2会降低，泵在上述情况下，电机功率需配大。



性能区间



最小进口压力NPSH

如果水泵在运行过程中存在如下某种情况时，可能发生气蚀：

- 水箱或水池低于水泵进水口
- 液体温度过高
- 实际使用流量明显大于额定流量
- 泵中的压力低于输送液体的汽化压力

为避免气蚀，确保泵进口侧有一最小压力。最大吸程H[m]可按照下述计算：

$$H = P_b \times 10.2 - NPSH - H_f - H_v - H_s$$

P_b=大气压力[bar]

(大气压力可设定为1bar)

在闭式系统中，P_b为系统压力[bar]

NPSH=净正吸头

(可从NPSH曲线上泵可能的最大流量处读取)

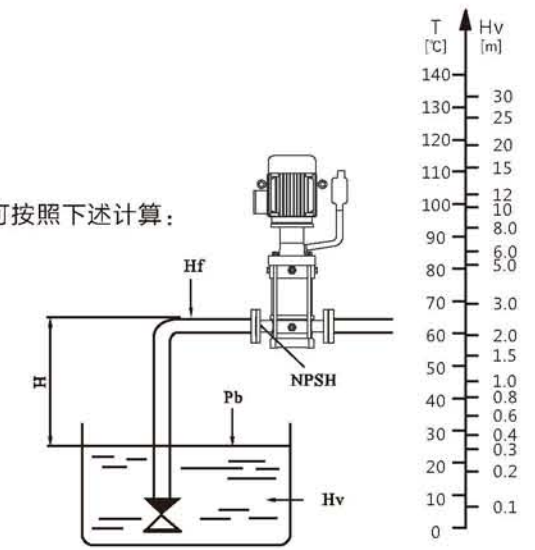
H_f=入口的管路损失[m]

H_v=汽化压力[m]

H_s=安全余量=最小0.5m水头

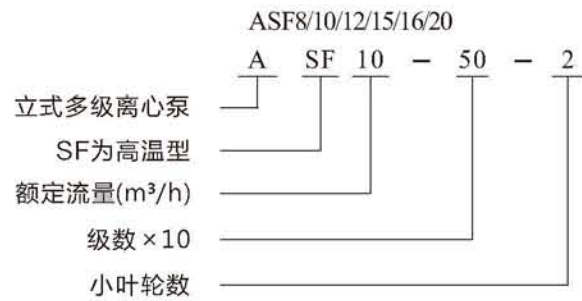
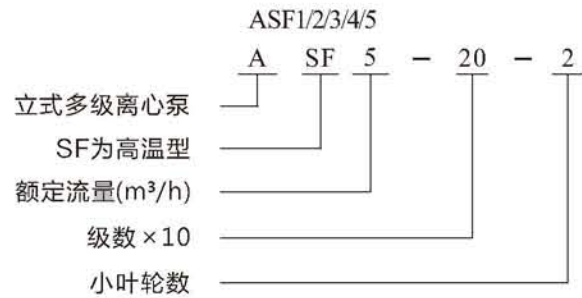
如计算所得H为正值，泵可在最大吸程H情况下运行。

如计算所得H为负值，必须有一最小进口压力H的水头。



检查确保泵不会/没有处于汽蚀状态

型号说明



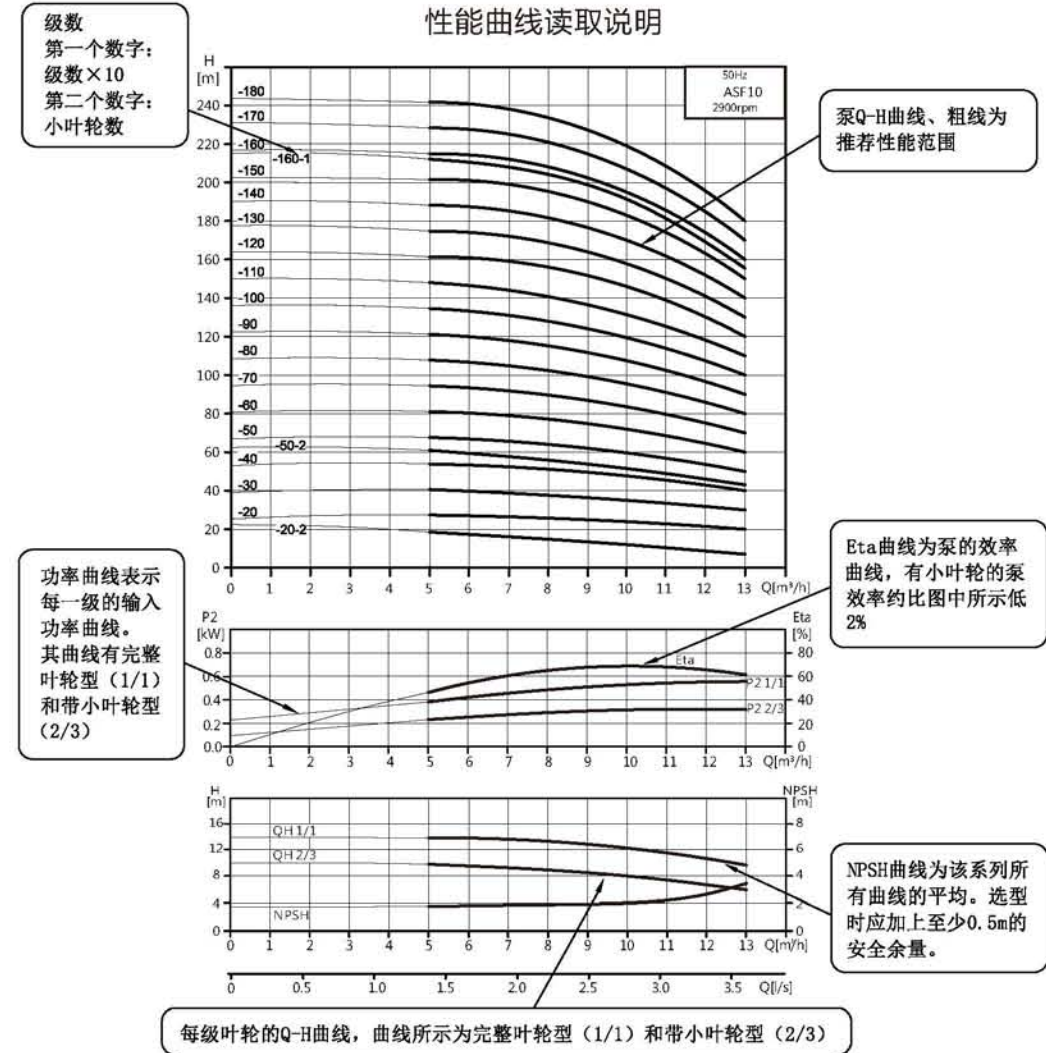
典型应用

- 热水锅炉
- 高温蒸汽消毒
- 冷凝水回收
- 暖通空调
- 食品制药
- 环保水处理

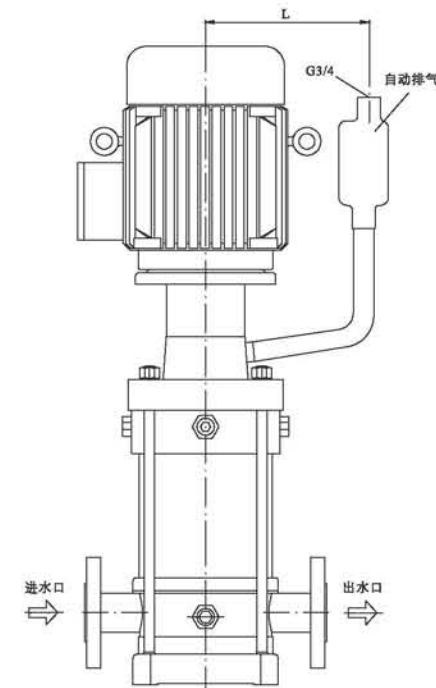
产品概述

| 主要参数 | ASF1 | ASF2 | ASF3 | ASF4 | ASF5 | ASF8 | ASF10 | ASF12 | ASF15 | ASF16 | ASF20 |
|-------------|-----------------------|-----------------------|-----------------------|-----------------------|-----------------------|-------------------|-------------------|-------------------|-------------------|-------------------|-------------------|
| 额定流量 [m³/h] | 1 | 2 | 3 | 4 | 5 | 8 | 10 | 12 | 15 | 16 | 20 |
| 额定流量 [l/s] | 0.28 | 0.56 | 0.83 | 1.1 | 1.39 | 2.2 | 2.78 | 3.3 | 4.17 | 4.4 | 5.6 |
| 流量范围 [m³/h] | 0.4~2.4 | 1~3.5 | 1.2~4 | 1.5~6 | 2.5~8.5 | 5~12 | 5~13 | 7~16 | 8~23 | 8~22 | 10~28 |
| 流量范围 [l/s] | 0.11~0.66 | 0.28~0.97 | 0.33~1.1 | 0.42~1.63 | 0.69~2.36 | 1.39~3.3 | 1.39~3.61 | 1.9~4.4 | 2.22~6.39 | 2.2~6.1 | 2.8~7.8 |
| 最大压力 [bar] | 33 | 33 | 30 | 33 | 32 | 33 | 34 | 32 | 31 | 29 | 25 |
| 电机功率 [kW] | 0.37~3 | 0.37~5.5 | 0.37~5.5 | 0.55~7.5 | 0.37~7.5 | 0.75~15 | 0.75~15 | 1.5~18.5 | 1.1~22 | 2.2~22 | 1.1~22 |
| 温度范围 [°C] | -15~105 | | | | | | | | | | |
| 最高效率 [%] | 48 | 52 | 57 | 57 | 66 | 62 | 68 | 63 | 68 | 66 | 68 |
| ASF管路连接 | | | | | | | | | | | |
| DIN法兰 | DN25 | DN25 | DN25 | DN32 | DN32 | DN40 | DN40 | DN50 | DN50 | DN50 | DN50 |
| 管螺纹 | R ₁ 1 1/4" | R ₁ 1 1/4" | R ₁ 1 1/4" | R ₁ 1 1/4" | R ₁ 1 1/4" | R ₁ 2" | R ₁ 2" | R ₁ 2" | R ₁ 2" | R ₁ 2" | R ₁ 2" |
| 卡套接头 | DN32 | DN32 | DN32 | DN32 | DN32 | DN50 | DN50 | DN50 | DN50 | DN50 | DN50 |

性能曲线读取说明



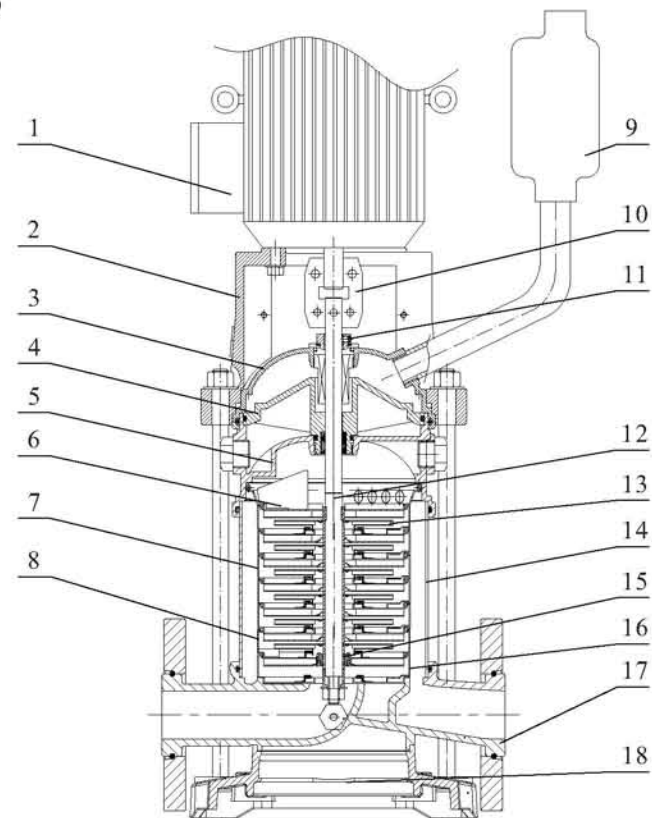
外形图



| 型号 | L(mm) |
|---------------------------|-------|
| ASF1~5 (N ≤ 2.2kW) | 145 |
| ASF1~5 (N > 2.2kW) | 175 |
| ASF8~20 (N ≤ 3kW) | 155 |
| ASF8~20 (3kW < N ≤ 7.5kW) | 190 |
| ASF8~20 (N ≥ 7.5kW) | 220 |

注:ASF自动排气阀位于泵出水端(电机拉线盒对面),如需改变方向,请订单证明。

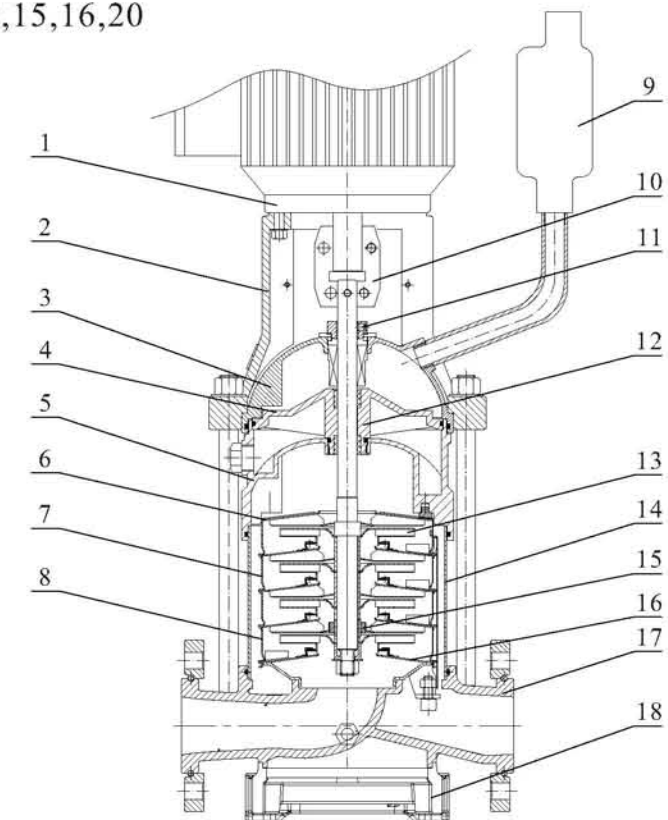
结构图ASF1,2,3,4,5



材料ASF1,2,3,4,5

| 编号 | 零件 | 材料 | GB | EN DIN | AISI/ASTM |
|----|-------|---------|----------------------|----------------------|-------------------|
| 1 | 电机 | / | / | / | / |
| 2 | 支架 | 球墨铸铁 | GB 1348-QT500-7 | EN 1563 EN-GJS-500-7 | ASTMA536 65-45-12 |
| 3 | 密封座 | 不锈钢 | GB/T20878-06Cr19Ni10 | EN 10088-1.4301 | AISI304 |
| 4 | 衬里 | 不锈钢 | GB/T20878-06Cr19Ni10 | EN 10088-1.4301 | AISI304 |
| 5 | 泵头 | 不锈钢 | GB/T20878-06Cr19Ni10 | EN 10088-1.4301 | AISI304 |
| 6 | 出水导叶 | 不锈钢 | GB/T20878-06Cr19Ni10 | EN 10088-1.4301 | AISI304 |
| 7 | 导叶 | 不锈钢 | GB/T20878-06Cr19Ni10 | EN 10088-1.4301 | AISI304 |
| 8 | 支撑导叶 | 不锈钢 | GB/T20878-06Cr19Ni10 | EN 10088-1.4301 | AISI304 |
| 9 | 自动排气阀 | / | / | / | / |
| 10 | 联轴器 | 球墨铸铁 | GB 1348-QT500-7 | EN 1563 EN-GJS-500-7 | ASTMA536 65-45-12 |
| 11 | 机械密封 | / | / | / | / |
| 12 | 泵轴 | 不锈钢 | GB/T20878-06Cr19Ni10 | EN 10088-1.4301 | AISI304 |
| 13 | 叶轮 | 不锈钢 | GB/T20878-06Cr19Ni10 | EN 10088-1.4301 | AISI304 |
| 14 | 外筒 | 不锈钢 | GB/T20878-06Cr19Ni10 | EN 10088-1.4301 | AISI304 |
| 15 | 轴承 | 碳化钨/碳化硅 | / | / | / |
| 16 | 进水导叶 | 不锈钢 | GB/T20878-06Cr19Ni10 | EN 10088-1.4301 | AISI304 |
| 17 | 进出水体 | 不锈钢 | GB/T20878-06Cr19Ni10 | EN 10088-1.4301 | AISI304 |
| 18 | 底座 | 球墨铸铁 | GB 1348-QT500-7 | EN 1563 EN-GJS-500-7 | ASTMA536 65-45-12 |

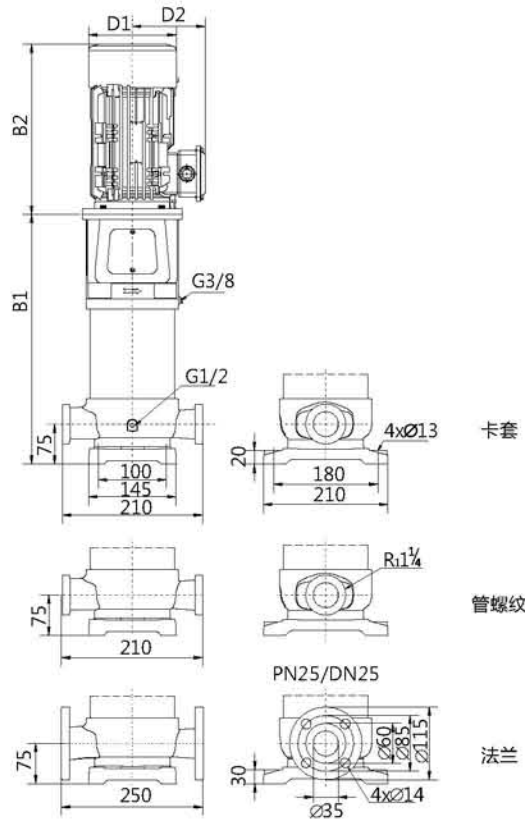
结构图ASF8,10,12,15,16,20



材料ASF8,10,12,15,16,20

| 编号 | 零件 | 材料 | GB | EN DIN | AISI/ASTM |
|----|-------|---------|----------------------|----------------------|-------------------|
| 1 | 电机 | / | / | / | / |
| 2 | 支架 | 球墨铸铁 | GB 1348-QT500-7 | EN 1563 EN-GJS-500-7 | ASTMA536 65-45-12 |
| 3 | 密封座 | 不锈钢 | GB/T20878-06Cr19Ni10 | EN 10088-1.4301 | AISI304 |
| 4 | 衬里 | 不锈钢 | GB/T20878-06Cr19Ni10 | EN 10088-1.4301 | AISI304 |
| 5 | 泵头 | 不锈钢 | GB/T20878-06Cr19Ni10 | EN 10088-1.4301 | AISI304 |
| 6 | 出水导叶 | 不锈钢 | GB/T20878-06Cr19Ni10 | EN 10088-1.4301 | AISI304 |
| 7 | 导叶 | 不锈钢 | GB/T20878-06Cr19Ni10 | EN 10088-1.4301 | AISI304 |
| 8 | 支撑导叶 | 不锈钢 | GB/T20878-06Cr19Ni10 | EN 10088-1.4301 | AISI304 |
| 9 | 自动排气阀 | / | / | / | / |
| 10 | 联轴器 | 球墨铸铁 | GB 1348-QT500-7 | EN 1563 EN-GJS-500-7 | ASTMA536 65-45-12 |
| 11 | 机械密封 | / | / | / | / |
| 12 | 泵轴 | 不锈钢 | GB/T20878-06Cr19Ni10 | EN 10088-1.4301 | AISI304 |
| 13 | 叶轮 | 不锈钢 | GB/T20878-06Cr19Ni10 | EN 10088-1.4301 | AISI304 |
| 14 | 外筒 | 不锈钢 | GB/T20878-06Cr19Ni10 | EN 10088-1.4301 | AISI304 |
| 15 | 轴承 | 碳化钨/碳化硅 | / | / | / |
| 16 | 进水导叶 | 不锈钢 | GB/T20878-06Cr19Ni10 | EN 10088-1.4301 | AISI304 |
| 17 | 进出水体 | 不锈钢 | GB/T20878-06Cr19Ni10 | EN 10088-1.4301 | AISI304 |
| 18 | 底座 | 球墨铸铁 | GB 1348-QT500-7 | EN 1563 EN-GJS-500-7 | ASTMA536 65-45-12 |

安装尺寸和产品重量

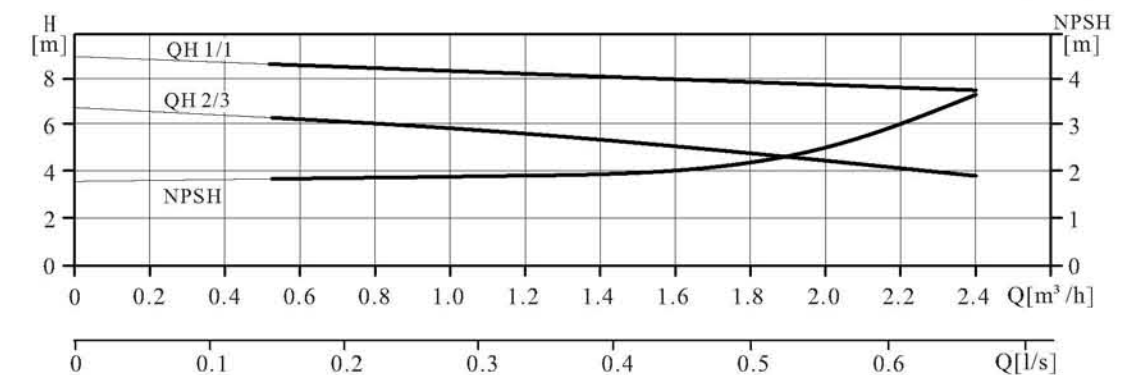
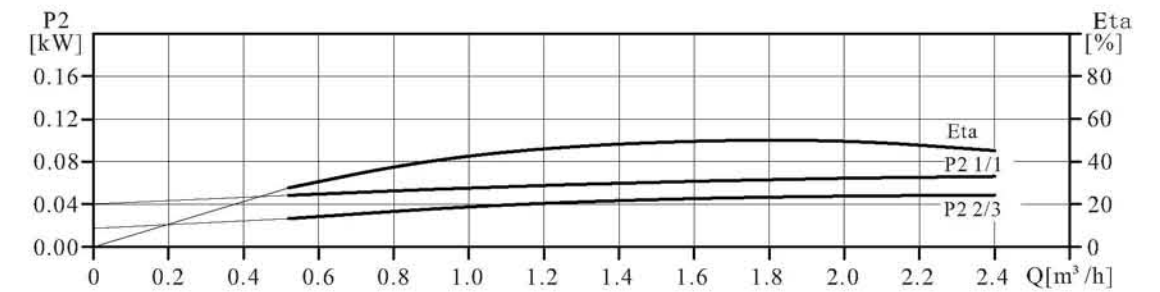
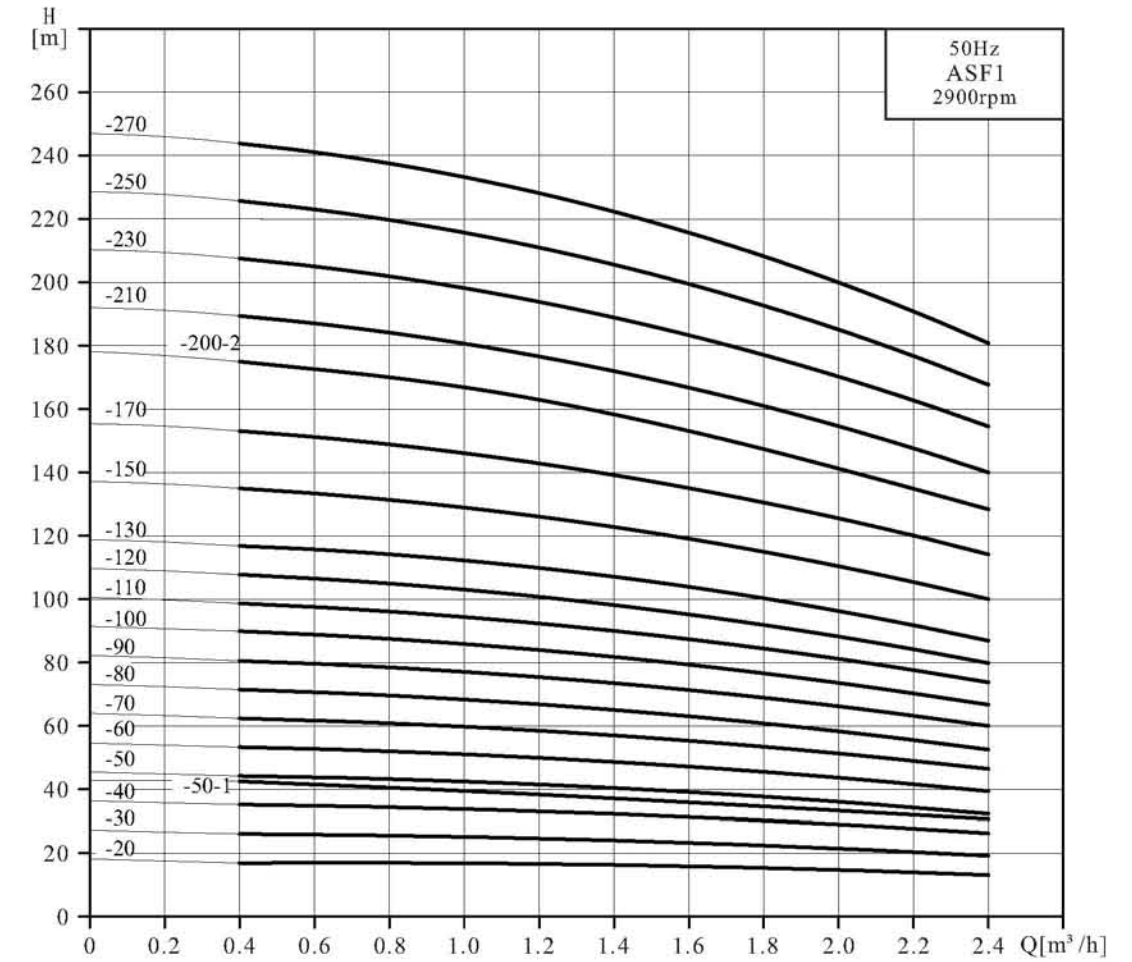


| 型号 | 尺寸 (mm) | | | | | 重量 (kg) |
|------------|---------|-----|-------|-----|-----|---------|
| | B1 | B2 | B1+B2 | D1 | D2 | |
| ASF1-20 | 326 | 240 | 566 | 148 | 117 | 26 |
| ASF1-30 | 344 | 240 | 584 | 148 | 117 | 27 |
| ASF1-40 | 362 | 240 | 602 | 148 | 117 | 27 |
| ASF1-50-1 | 380 | 240 | 620 | 148 | 117 | 28 |
| ASF1-50 | 380 | 240 | 620 | 148 | 117 | 29 |
| ASF1-60 | 398 | 240 | 638 | 148 | 117 | 29 |
| ASF1-70 | 416 | 240 | 656 | 148 | 117 | 30 |
| ASF1-80 | 434 | 280 | 714 | 170 | 142 | 39 |
| ASF1-90 | 462 | 280 | 742 | 170 | 142 | 40 |
| ASF1-100 | 480 | 280 | 760 | 170 | 142 | 41 |
| ASF1-110 | 498 | 280 | 778 | 170 | 142 | 43 |
| ASF1-120 | 516 | 280 | 796 | 170 | 142 | 44 |
| ASF1-130 | 534 | 280 | 814 | 170 | 142 | 45 |
| ASF1-150 | 570 | 280 | 850 | 170 | 142 | 46 |
| ASF1-170 | 606 | 350 | 956 | 190 | 155 | 54 |
| ASF1-200-2 | 670 | 350 | 1020 | 190 | 155 | 56 |
| ASF1-210 | 688 | 350 | 1038 | 190 | 155 | 61 |
| ASF1-230 | 724 | 350 | 1074 | 190 | 155 | 62 |
| ASF1-250 | 760 | 350 | 1110 | 190 | 155 | 64 |
| ASF1-270 | 796 | 350 | 1146 | 190 | 155 | 65 |

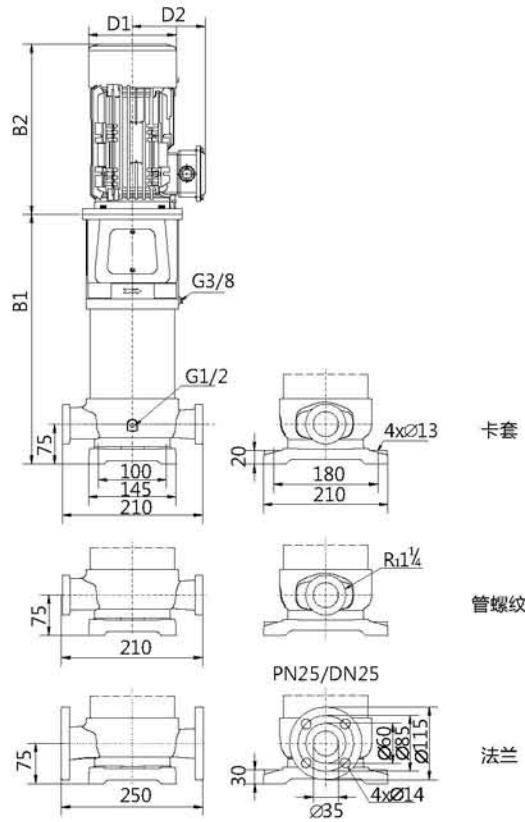
运行性能数据

| 型号 | 配用电机 (kW) | Q (m³/h) | H (m) | | | | | | | | | | | |
|------------|-----------|----------|-------|-------|------|------|------|------|-----|------|-----|-----|------|--|
| | | | 0.4 | 0.6 | 0.8 | 1.0 | 1.2 | 1.4 | 1.6 | 1.8 | 2 | 2.2 | 2.4 | |
| ASF1-20 | 0.37 | | 18 | 17.7 | 17.4 | 17 | 16.8 | 16.5 | 16 | 15.5 | 15 | 14 | 13 | |
| ASF1-30 | 0.37 | | 27 | 26.7 | 26.4 | 26 | 25 | 24.5 | 24 | 23 | 22 | 21 | 20 | |
| ASF1-40 | 0.37 | | 36 | 35.5 | 35 | 34 | 33.5 | 33 | 32 | 31 | 30 | 28 | 27 | |
| ASF1-50-1 | 0.37 | | 43 | 42 | 41 | 39.5 | 39 | 38 | 37 | 36 | 34 | 33 | 31 | |
| ASF1-50 | 0.55 | | 45 | 44.5 | 44 | 43 | 42 | 41 | 40 | 38.5 | 37 | 35 | 33.5 | |
| ASF1-60 | 0.55 | | 54 | 53.5 | 53 | 51 | 50 | 49 | 48 | 46 | 44 | 42 | 40 | |
| ASF1-70 | 0.55 | | 63 | 62.5 | 61.5 | 60 | 59 | 58 | 56 | 54 | 52 | 50 | 47 | |
| ASF1-80 | 0.75 | | 72 | 71.5 | 70 | 69 | 67 | 66 | 64 | 62 | 59 | 57 | 54 | |
| ASF1-90 | 0.75 | | 81 | 80 | 79 | 77 | 76 | 74 | 72 | 69 | 67 | 64 | 60 | |
| ASF1-100 | 0.75 | | 90 | 89 | 88 | 86 | 84 | 82 | 80 | 77 | 74 | 71 | 67 | |
| ASF1-110 | 1.1 | | 99 | 98 | 97 | 94 | 93 | 90 | 88 | 85 | 81 | 78 | 74 | |
| ASF1-120 | 1.1 | | 108 | 107 | 105 | 103 | 101 | 99 | 96 | 93 | 89 | 85 | 80 | |
| ASF1-130 | 1.1 | | 117 | 116 | 114 | 111 | 110 | 107 | 104 | 100 | 96 | 92 | 87 | |
| ASF1-150 | 1.1 | | 135 | 134 | 132 | 129 | 126 | 123 | 120 | 116 | 111 | 106 | 100 | |
| ASF1-170 | 1.5 | | 153 | 151.5 | 150 | 146 | 143 | 140 | 135 | 131 | 126 | 120 | 114 | |
| ASF1-200-2 | 1.5 | | 175 | 173 | 170 | 167 | 163 | 158 | 153 | 148 | 142 | 136 | 128 | |
| ASF1-210 | 2.2 | | 189 | 187.5 | 185 | 180 | 177 | 173 | 167 | 162 | 155 | 149 | 141 | |
| ASF1-230 | 2.2 | | 207 | 205 | 202 | 197 | 194 | 189 | 183 | 177 | 170 | 163 | 154 | |
| ASF1-250 | 2.2 | | 225 | 223 | 220 | 214 | 211 | 206 | 199 | 193 | 185 | 177 | 167 | |
| ASF1-270 | 2.2 | | 243 | 241 | 238 | 231 | 227 | 222 | 215 | 208 | 200 | 191 | 181 | |

性能曲线



安装尺寸和产品重量

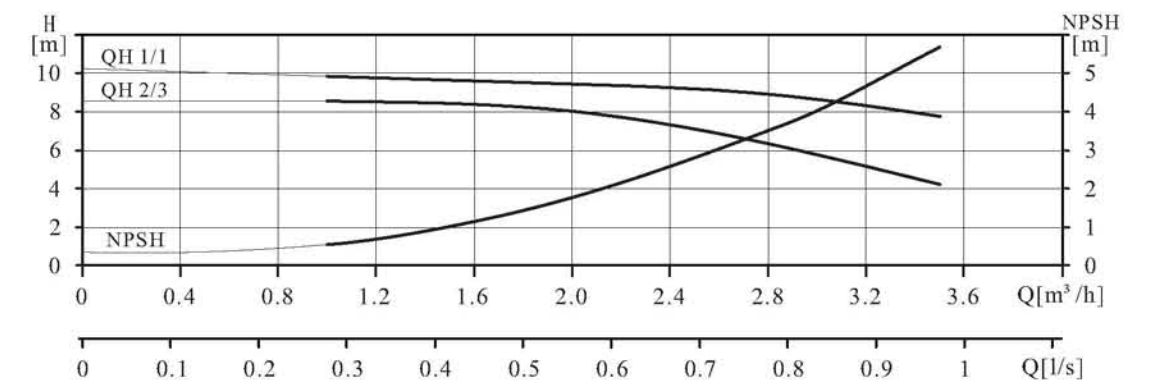
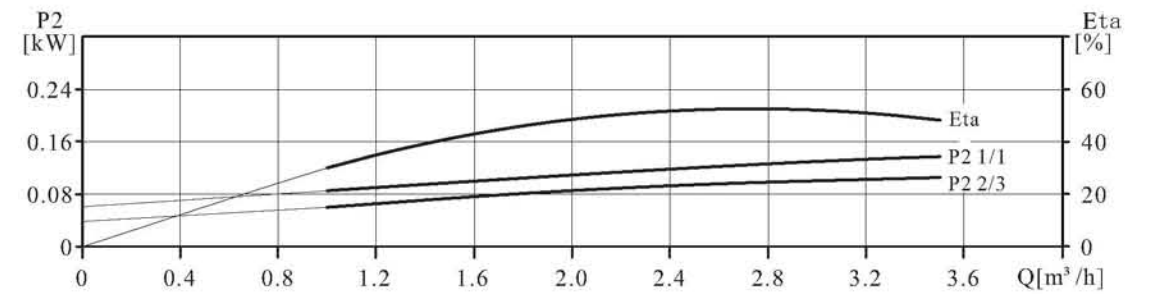
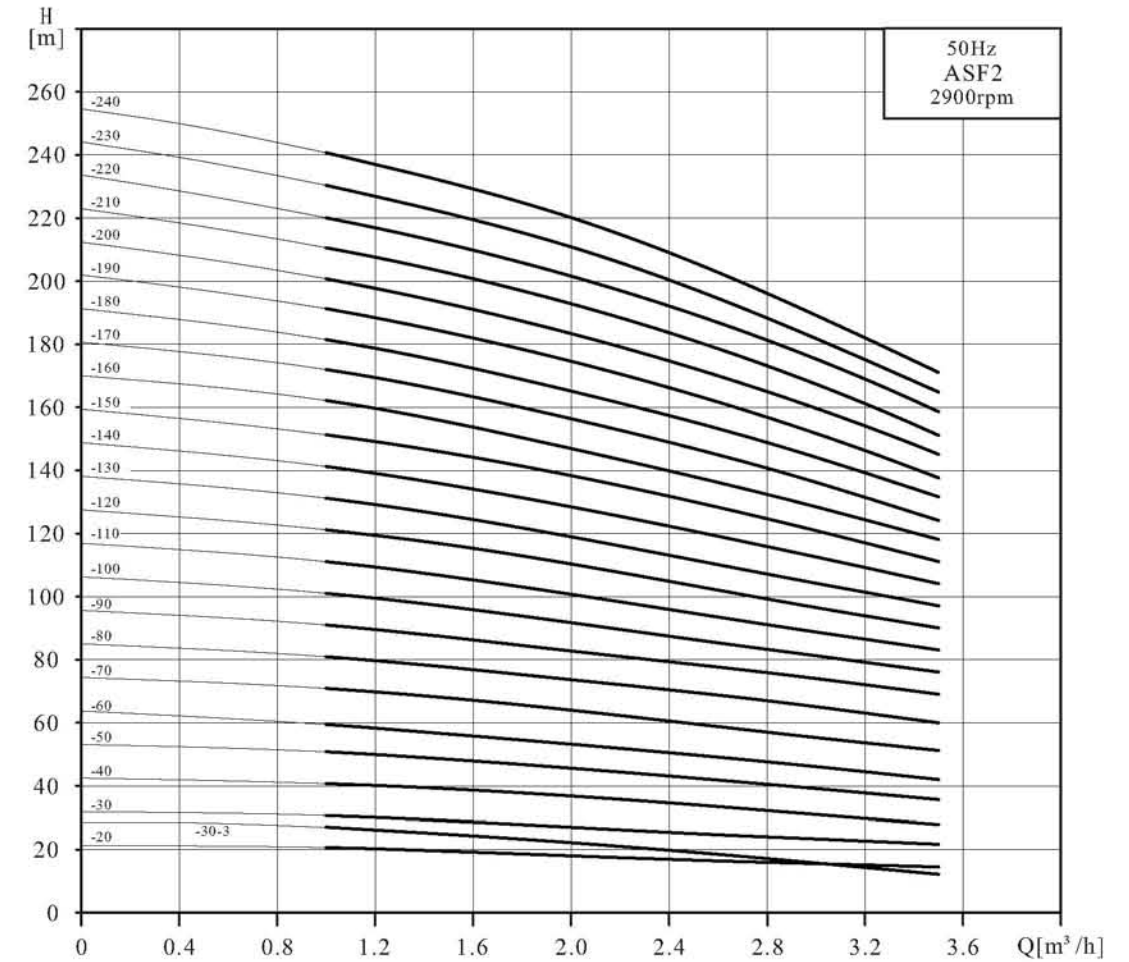


| 型号 | 尺寸 (mm) | | | | | 重量 (kg) |
|-----------|---------|-----|-------|-----|-----|---------|
| | B1 | B2 | B1+B2 | D1 | D2 | |
| ASF2-20 | 326 | 240 | 566 | 148 | 117 | 26 |
| ASF2-30-3 | 344 | 240 | 584 | 148 | 117 | 27 |
| ASF2-30 | 344 | 240 | 584 | 148 | 117 | 28 |
| ASF2-40 | 362 | 240 | 602 | 148 | 117 | 28 |
| ASF2-50 | 390 | 280 | 670 | 170 | 142 | 38 |
| ASF2-60 | 408 | 280 | 688 | 170 | 142 | 39 |
| ASF2-70 | 426 | 280 | 706 | 170 | 142 | 41 |
| ASF2-80 | 444 | 280 | 724 | 170 | 142 | 42 |
| ASF2-90 | 462 | 280 | 742 | 170 | 142 | 43 |
| ASF2-100 | 490 | 350 | 840 | 190 | 155 | 50 |
| ASF2-110 | 508 | 350 | 858 | 190 | 155 | 50 |
| ASF2-120 | 526 | 350 | 876 | 190 | 155 | 51 |
| ASF2-130 | 544 | 350 | 894 | 190 | 155 | 56 |
| ASF2-140 | 562 | 350 | 912 | 190 | 155 | 57 |
| ASF2-150 | 580 | 350 | 930 | 190 | 155 | 57 |
| ASF2-160 | 598 | 350 | 948 | 190 | 155 | 58 |
| ASF2-170 | 616 | 350 | 966 | 190 | 155 | 59 |
| ASF2-180 | 634 | 350 | 984 | 190 | 155 | 59 |
| ASF2-190 | 662 | 410 | 1072 | 196 | 165 | 66 |
| ASF2-200 | 680 | 410 | 1090 | 196 | 165 | 67 |
| ASF2-210 | 698 | 410 | 1108 | 196 | 165 | 68 |
| ASF2-220 | 716 | 410 | 1126 | 196 | 165 | 69 |
| ASF2-230 | 734 | 410 | 1144 | 196 | 165 | 69 |
| ASF2-240 | 752 | 410 | 1162 | 230 | 185 | 79 |

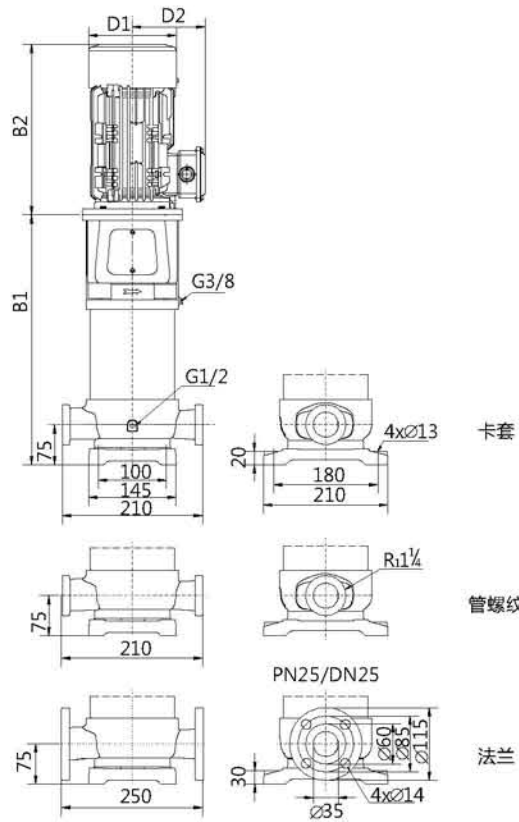
运行性能数据

| 型号 | 配用电机 (kW) | Q (m³/h) | H (m) | | | | | | | | | | | | | | | | | | |
|-----------|-----------|----------|-------|-----|-----|-----|-----|-----|-----|-----|--|--|--|--|--|--|--|--|--|--|--|
| | | | 1.0 | 1.2 | 1.6 | 2.0 | 2.4 | 2.8 | 3.2 | 3.5 | | | | | | | | | | | |
| ASF2-20 | 0.37 | | 21 | 20 | 19 | 18 | 17 | 16 | 15 | 13 | | | | | | | | | | | |
| ASF2-30-3 | 0.37 | | 27 | 26 | 24 | 22 | 20 | 18 | 15 | 12 | | | | | | | | | | | |
| ASF2-30 | 0.55 | | 31 | 30 | 28 | 27 | 26 | 24 | 22 | 20 | | | | | | | | | | | |
| ASF2-40 | 0.55 | | 41 | 40 | 38 | 37 | 35 | 32 | 30 | 27 | | | | | | | | | | | |
| ASF2-50 | 0.75 | | 51 | 50 | 48 | 45 | 43 | 40 | 38 | 34 | | | | | | | | | | | |
| ASF2-60 | 0.75 | | 59 | 57 | 54 | 52 | 48 | 44 | 40 | 35 | | | | | | | | | | | |
| ASF2-70 | 1.1 | | 71 | 70 | 67 | 64 | 61 | 56 | 53 | 48 | | | | | | | | | | | |
| ASF2-80 | 1.1 | | 81 | 80 | 77 | 74 | 70 | 65 | 61 | 55 | | | | | | | | | | | |
| ASF2-90 | 1.1 | | 91 | 90 | 86 | 82 | 78 | 73 | 68 | 62 | | | | | | | | | | | |
| ASF2-100 | 1.5 | | 101 | 100 | 96 | 92 | 87 | 81 | 76 | 69 | | | | | | | | | | | |
| ASF2-110 | 1.5 | | 111 | 110 | 105 | 101 | 96 | 89 | 84 | 76 | | | | | | | | | | | |
| ASF2-120 | 1.5 | | 121 | 120 | 115 | 111 | 105 | 97 | 91 | 83 | | | | | | | | | | | |
| ASF2-130 | 2.2 | | 131 | 130 | 124 | 120 | 113 | 105 | 99 | 90 | | | | | | | | | | | |
| ASF2-140 | 2.2 | | 141 | 140 | 134 | 129 | 122 | 113 | 107 | 97 | | | | | | | | | | | |
| ASF2-150 | 2.2 | | 151 | 150 | 143 | 138 | 131 | 121 | 114 | 104 | | | | | | | | | | | |
| ASF2-160 | 2.2 | | 162 | 160 | 153 | 148 | 140 | 130 | 122 | 111 | | | | | | | | | | | |
| ASF2-170 | 2.2 | | 172 | 170 | 163 | 157 | 149 | 138 | 130 | 118 | | | | | | | | | | | |
| ASF2-180 | 2.2 | | 181 | 180 | 172 | 165 | 157 | 146 | 137 | 124 | | | | | | | | | | | |
| ASF2-190 | 3 | | 191 | 190 | 182 | 174 | 166 | 154 | 145 | 131 | | | | | | | | | | | |
| ASF2-200 | 3 | | 201 | 200 | 191 | 183 | 174 | 162 | 152 | 138 | | | | | | | | | | | |
| ASF2-210 | 3 | | 211 | 210 | 201 | 193 | 183 | 170 | 160 | 145 | | | | | | | | | | | |
| ASF2-220 | 3 | | 221 | 220 | 210 | 202 | 192 | 178 | 167 | 152 | | | | | | | | | | | |
| ASF2-230 | 3 | | 232 | 230 | 221 | 212 | 200 | 186 | 175 | 159 | | | | | | | | | | | |
| ASF2-240 | 4 | | 242 | 240 | 230 | 221 | 209 | 194 | 182 | 166 | | | | | | | | | | | |

性能曲线



安装尺寸和产品重量

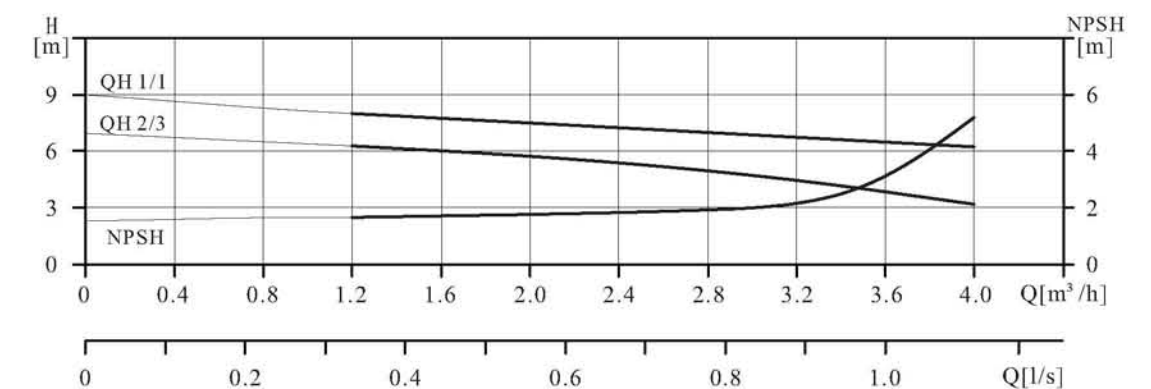
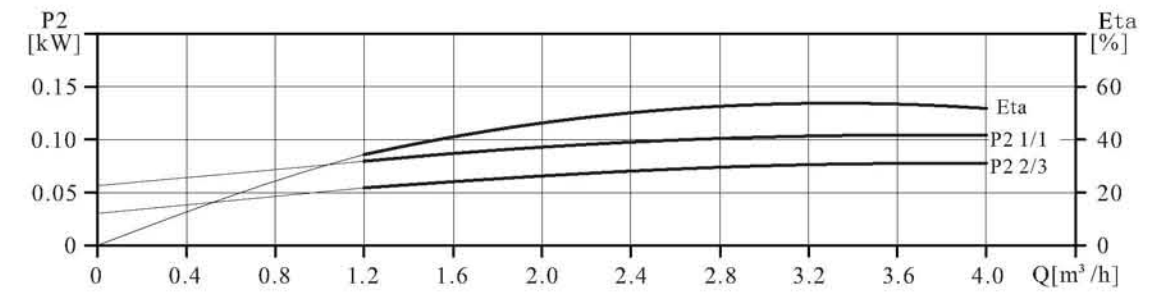
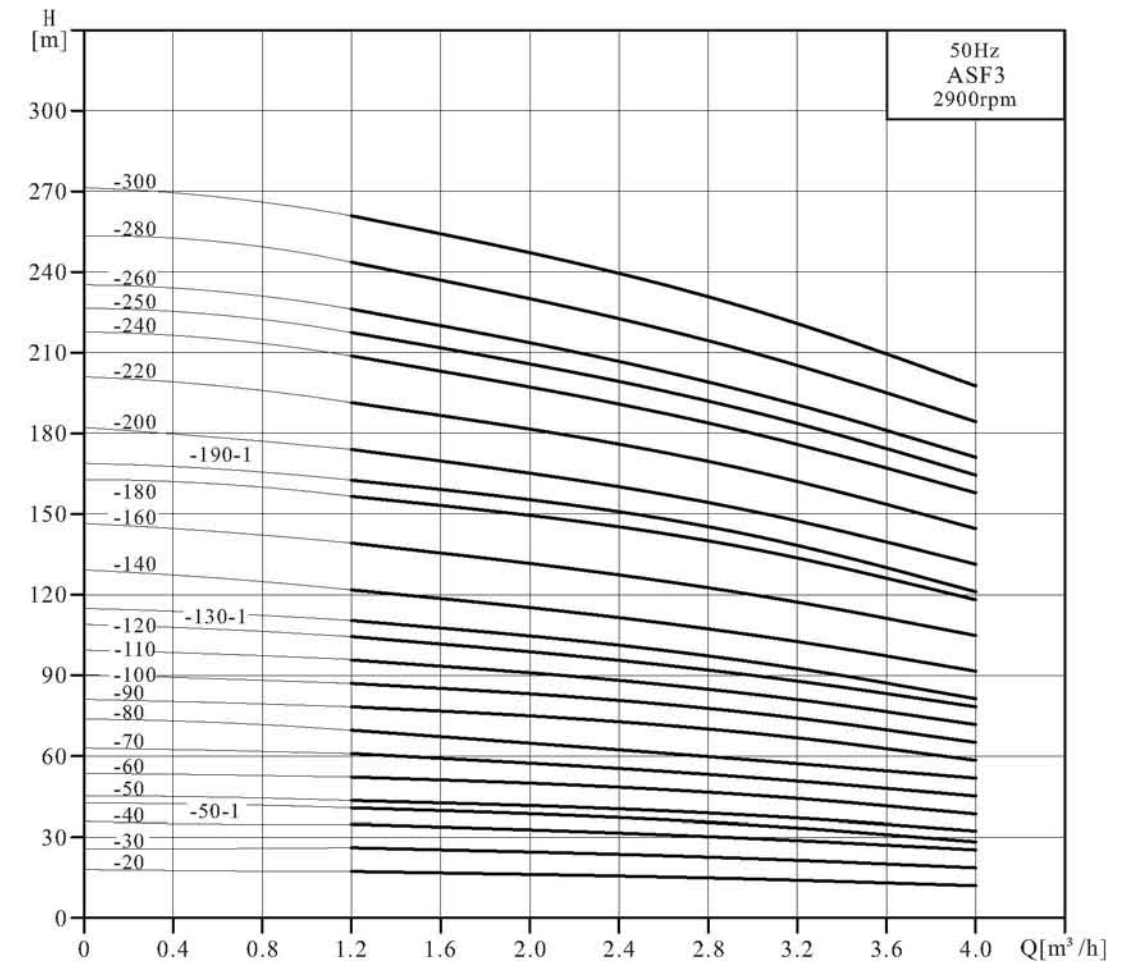


| 型号 | 尺寸 (mm) | | | | | 重量 (kg) |
|------------|---------|-----|-------|-----|-----|---------|
| | B1 | B2 | B1+B2 | D1 | D2 | |
| ASF3-20 | 326 | 240 | 566 | 148 | 117 | 26 |
| ASF3-30 | 344 | 240 | 584 | 148 | 117 | 27 |
| ASF3-40 | 362 | 240 | 602 | 148 | 117 | 28 |
| ASF3-50-1 | 380 | 240 | 620 | 148 | 117 | 29 |
| ASF3-50 | 390 | 280 | 670 | 170 | 142 | 38 |
| ASF3-60 | 408 | 280 | 688 | 170 | 142 | 39 |
| ASF3-70 | 426 | 280 | 706 | 170 | 142 | 42 |
| ASF3-80 | 444 | 280 | 724 | 170 | 142 | 42 |
| ASF3-90 | 462 | 280 | 742 | 170 | 142 | 43 |
| ASF3-100 | 490 | 350 | 840 | 190 | 155 | 44 |
| ASF3-110 | 508 | 350 | 858 | 190 | 155 | 51 |
| ASF3-120 | 526 | 350 | 876 | 190 | 155 | 52 |
| ASF3-130-1 | 544 | 350 | 894 | 190 | 155 | 52 |
| ASF3-140 | 562 | 350 | 912 | 190 | 155 | 57 |
| ASF3-160 | 598 | 350 | 948 | 190 | 155 | 58 |
| ASF3-180 | 644 | 350 | 994 | 190 | 155 | 58 |
| ASF3-190-1 | 662 | 350 | 1012 | 190 | 155 | 59 |
| ASF3-200 | 680 | 410 | 1090 | 196 | 165 | 66 |
| ASF3-220 | 716 | 410 | 1126 | 196 | 165 | 68 |
| ASF3-240 | 752 | 410 | 1162 | 196 | 165 | 69 |
| ASF3-250 | 770 | 410 | 1180 | 196 | 165 | 71 |
| ASF3-260 | 788 | 410 | 1198 | 230 | 185 | 80 |
| ASF3-280 | 824 | 410 | 1234 | 230 | 185 | 81 |
| ASF3-300 | 880 | 410 | 1290 | 230 | 185 | 83 |

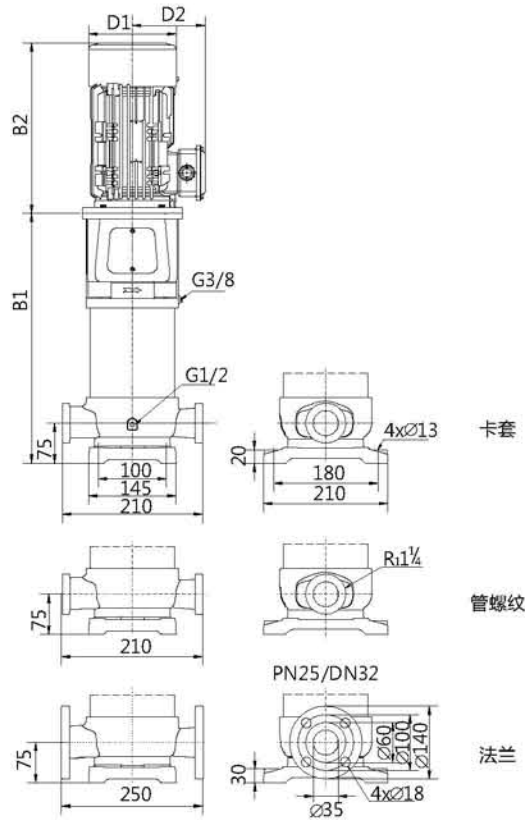
运行性能数据

| 型号 | 配用电机 (kW) | Q (m³/h) | H (m) | | | | | | | | | | | | | | | | | | |
|------------|-----------|----------|-------|------|------|------|------|------|------|------|------|--|--|--|--|--|--|--|--|--|--|
| | | | 1.2 | 1.6 | 2 | 2.4 | 2.8 | 3 | 3.2 | 3.6 | 4 | | | | | | | | | | |
| ASF3-20 | 0.37 | | 16 | 15.8 | 15.5 | 15.2 | 14.8 | 14.5 | 14 | 13.5 | 13 | | | | | | | | | | |
| ASF3-30 | 0.37 | | 24.5 | 24 | 23.5 | 23 | 22.5 | 22 | 21.5 | 20.5 | 19.5 | | | | | | | | | | |
| ASF3-40 | 0.55 | | 32 | 31.5 | 31 | 30.5 | 30 | 29.5 | 28.5 | 27.5 | 26 | | | | | | | | | | |
| ASF3-50-1 | 0.55 | | 41 | 40 | 38 | 36 | 35 | 34.5 | 33 | 31 | 28 | | | | | | | | | | |
| ASF3-50 | 0.75 | | 40 | 39.5 | 39 | 38 | 37 | 37 | 36 | 34 | 32.5 | | | | | | | | | | |
| ASF3-60 | 0.75 | | 48 | 47.5 | 47 | 45.5 | 44.5 | 44 | 43 | 41 | 39 | | | | | | | | | | |
| ASF3-70 | 1.1 | | 56 | 55 | 54.5 | 53 | 52 | 51.5 | 50 | 48 | 45.5 | | | | | | | | | | |
| ASF3-80 | 1.1 | | 64 | 63 | 62.5 | 60.5 | 59 | 58.5 | 57 | 54.5 | 52 | | | | | | | | | | |
| ASF3-90 | 1.1 | | 72 | 71 | 70 | 68 | 67 | 66 | 65 | 61 | 59 | | | | | | | | | | |
| ASF3-100 | 1.5 | | 80 | 79 | 78 | 76 | 74 | 74 | 72 | 68 | 65 | | | | | | | | | | |
| ASF3-110 | 1.5 | | 88 | 87 | 86 | 83 | 81 | 81 | 79 | 75 | 72 | | | | | | | | | | |
| ASF3-120 | 1.5 | | 96 | 95 | 94 | 91 | 89 | 88 | 86 | 82 | 78 | | | | | | | | | | |
| ASF3-130-1 | 1.5 | | 110 | 108 | 105 | 101 | 97 | 95 | 93 | 87 | 81 | | | | | | | | | | |
| ASF3-140 | 2.2 | | 113 | 110 | 110 | 106 | 103 | 103 | 100 | 95 | 91 | | | | | | | | | | |
| ASF3-160 | 2.2 | | 129 | 126 | 125 | 121 | 118 | 118 | 115 | 109 | 104 | | | | | | | | | | |
| ASF3-180 | 2.2 | | 145 | 142 | 141 | 136 | 133 | 132 | 129 | 123 | 117 | | | | | | | | | | |
| ASF3-190-1 | 2.2 | | 163 | 159 | 155 | 151 | 145 | 142 | 138 | 130 | 121 | | | | | | | | | | |
| ASF3-200 | 3 | | 161 | 158 | 157 | 152 | 148 | 147 | 143 | 136 | 130 | | | | | | | | | | |
| ASF3-220 | 3 | | 177 | 173 | 172 | 167 | 163 | 162 | 158 | 150 | 143 | | | | | | | | | | |
| ASF3-240 | 3 | | 193 | 189 | 188 | 182 | 177 | 177 | 172 | 164 | 156 | | | | | | | | | | |
| ASF3-250 | 3 | | 201 | 197 | 196 | 190 | 185 | 184 | 179 | 170 | 163 | | | | | | | | | | |
| ASF3-260 | 4 | | 209 | 205 | 204 | 197 | 192 | 191 | 186 | 177 | 169 | | | | | | | | | | |
| ASF3-280 | 4 | | 225 | 221 | 219 | 212 | 207 | 206 | 201 | 191 | 182 | | | | | | | | | | |
| ASF3-300 | 4 | | 241 | 236 | 235 | 227 | 222 | 221 | 215 | 205 | 195 | | | | | | | | | | |

性能曲线



安装尺寸和产品重量

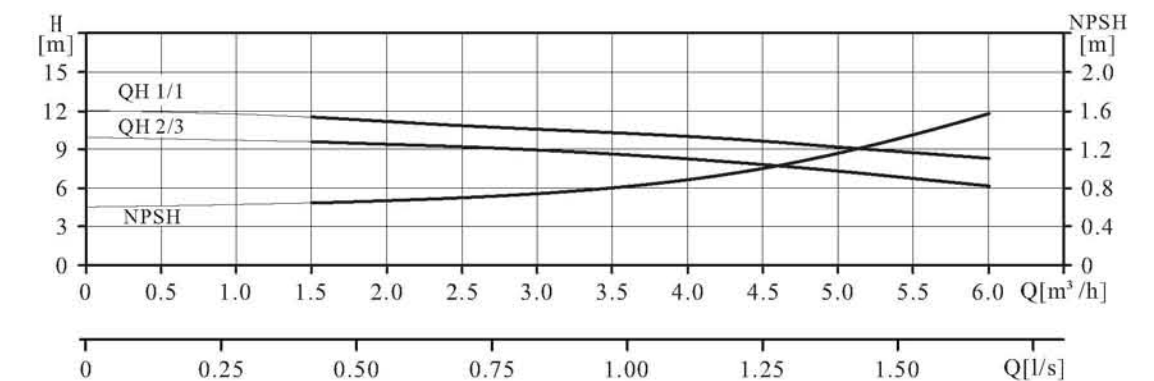
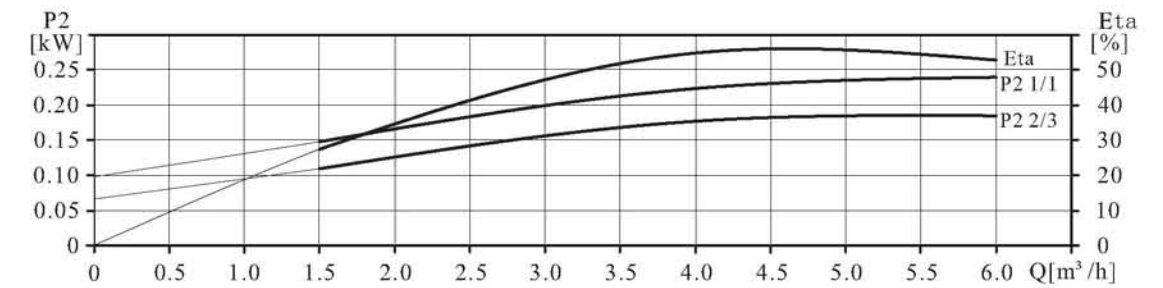
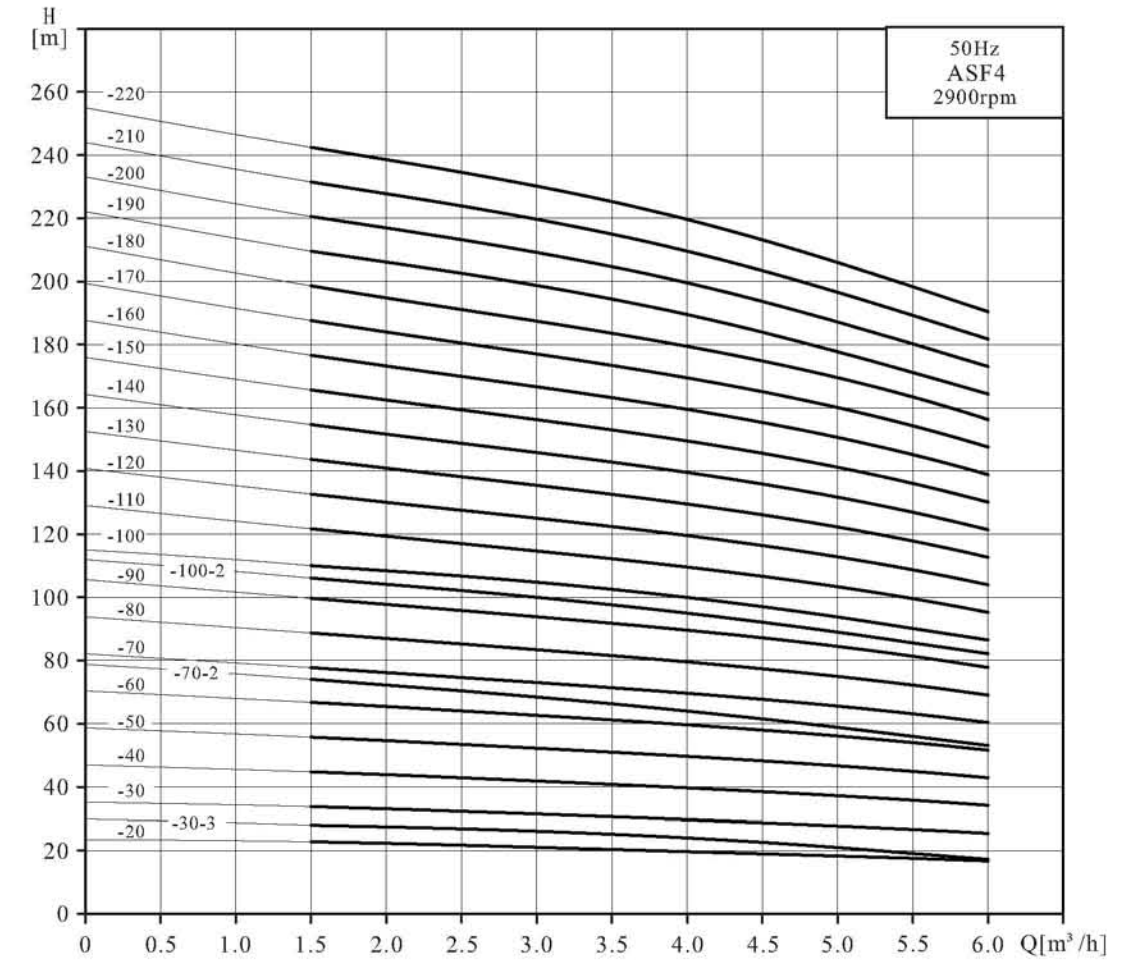


| 型号 | 尺寸 (mm) | | | | | 重量 (kg) |
|------------|---------|-----|-------|-----|-----|---------|
| | B1 | B2 | B1+B2 | D1 | D2 | |
| ASF4-20 | 344 | 240 | 584 | 148 | 117 | 27 |
| ASF4-30-3 | 371 | 240 | 611 | 148 | 117 | 28 |
| ASF4-30 | 381 | 280 | 661 | 170 | 142 | 37 |
| ASF4-40 | 408 | 280 | 688 | 170 | 142 | 40 |
| ASF4-50 | 435 | 280 | 715 | 170 | 142 | 41 |
| ASF4-60 | 472 | 350 | 822 | 190 | 155 | 48 |
| ASF4-70-2 | 499 | 350 | 849 | 190 | 155 | 48 |
| ASF4-70 | 499 | 350 | 849 | 190 | 155 | 53 |
| ASF4-80 | 526 | 350 | 876 | 190 | 155 | 54 |
| ASF4-90 | 553 | 350 | 903 | 190 | 155 | 55 |
| ASF4-100-2 | 580 | 350 | 930 | 190 | 155 | 55 |
| ASF4-100 | 590 | 410 | 1000 | 196 | 165 | 62 |
| ASF4-110 | 617 | 410 | 1027 | 196 | 165 | 63 |
| ASF4-120 | 644 | 410 | 1054 | 196 | 165 | 64 |
| ASF4-130 | 671 | 410 | 1081 | 196 | 165 | 64 |
| ASF4-140 | 698 | 410 | 1108 | 230 | 185 | 74 |
| ASF4-150 | 725 | 410 | 1135 | 230 | 185 | 75 |
| ASF4-160 | 752 | 410 | 1162 | 230 | 185 | 76 |
| ASF4-170 | 779 | 410 | 1189 | 230 | 185 | 76 |
| ASF4-180 | 806 | 410 | 1216 | 230 | 185 | 77 |
| ASF4-190 | 853 | 465 | 1318 | 260 | 210 | 102 |
| ASF4-200 | 880 | 465 | 1345 | 260 | 210 | 102 |
| ASF4-210 | 907 | 465 | 1372 | 260 | 210 | 103 |
| ASF4-220 | 934 | 465 | 1399 | 260 | 210 | 104 |

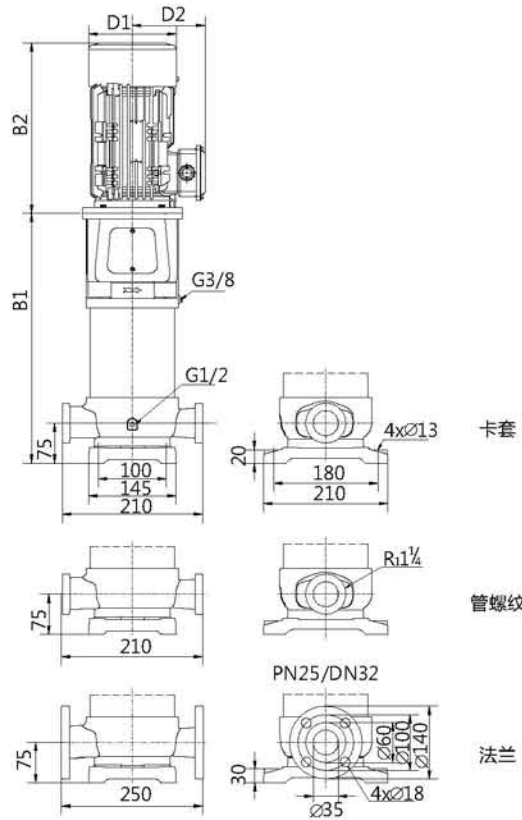
运行性能数据

| 型号 | 配用电机 (kW) | Q (m³/h) | H (m) | | | | | |
|------------|-----------|----------|-------|-----|-----|-----|-----|---|
| | | | 1.5 | 2 | 3 | 4 | 5 | 6 |
| ASF4-20 | 0.55 | 23 | 22 | 21 | 20 | 18 | 17 | |
| ASF4-30-3 | 0.55 | 28 | 27 | 26 | 24 | 20 | 18 | |
| ASF4-30 | 0.75 | 33 | 32 | 31 | 30 | 28 | 26 | |
| ASF4-40 | 1.1 | 44 | 43 | 41 | 40 | 38 | 35 | |
| ASF4-50 | 1.1 | 55 | 54 | 52 | 50 | 47 | 44 | |
| ASF4-60 | 1.5 | 66 | 65 | 62 | 60 | 56 | 53 | |
| ASF4-70-2 | 1.5 | 74 | 72 | 68 | 64 | 59 | 53 | |
| ASF4-70 | 2.2 | 77 | 75 | 73 | 70 | 66 | 61 | |
| ASF4-80 | 2.2 | 88 | 86 | 83 | 80 | 75 | 70 | |
| ASF4-90 | 2.2 | 98 | 97 | 93 | 90 | 85 | 79 | |
| ASF4-100-2 | 2.2 | 106 | 104 | 100 | 95 | 90 | 84 | |
| ASF4-100 | 3 | 110 | 108 | 104 | 100 | 95 | 88 | |
| ASF4-110 | 3 | 121 | 119 | 114 | 110 | 104 | 97 | |
| ASF4-120 | 3 | 132 | 130 | 125 | 120 | 113 | 106 | |
| ASF4-130 | 3 | 143 | 140 | 135 | 130 | 123 | 114 | |
| ASF4-140 | 4 | 154 | 152 | 145 | 140 | 132 | 123 | |
| ASF4-150 | 4 | 165 | 162 | 156 | 150 | 142 | 132 | |
| ASF4-160 | 4 | 176 | 173 | 166 | 160 | 151 | 141 | |
| ASF4-170 | 4 | 187 | 184 | 177 | 170 | 161 | 150 | |
| ASF4-180 | 4 | 198 | 195 | 187 | 180 | 170 | 159 | |
| ASF4-190 | 5.5 | 210 | 206 | 199 | 190 | 178 | 164 | |
| ASF4-200 | 5.5 | 200 | 217 | 209 | 200 | 187 | 173 | |
| ASF4-210 | 5.5 | 231 | 228 | 220 | 210 | 197 | 182 | |
| ASF4-220 | 5.5 | 242 | 238 | 230 | 220 | 206 | 190 | |

性能曲线



安装尺寸和产品重量

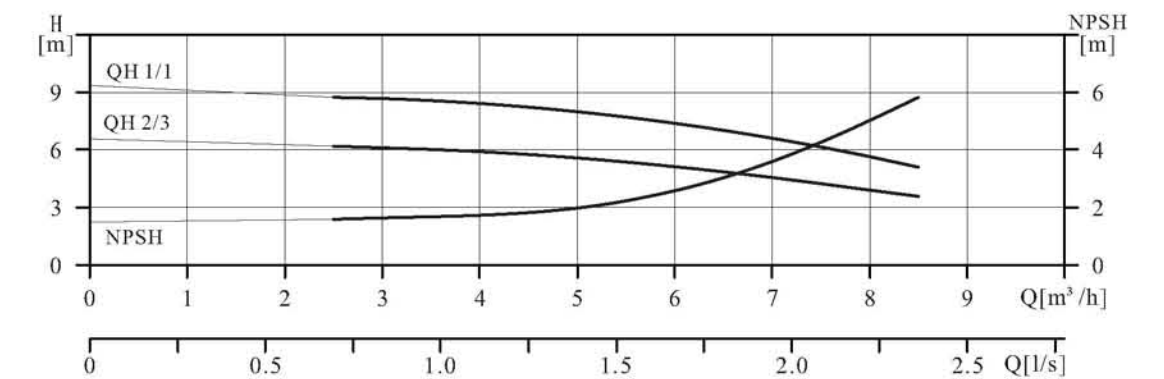
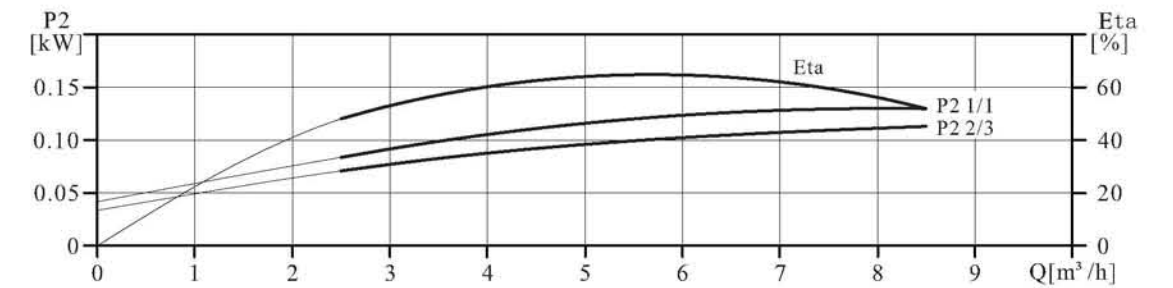
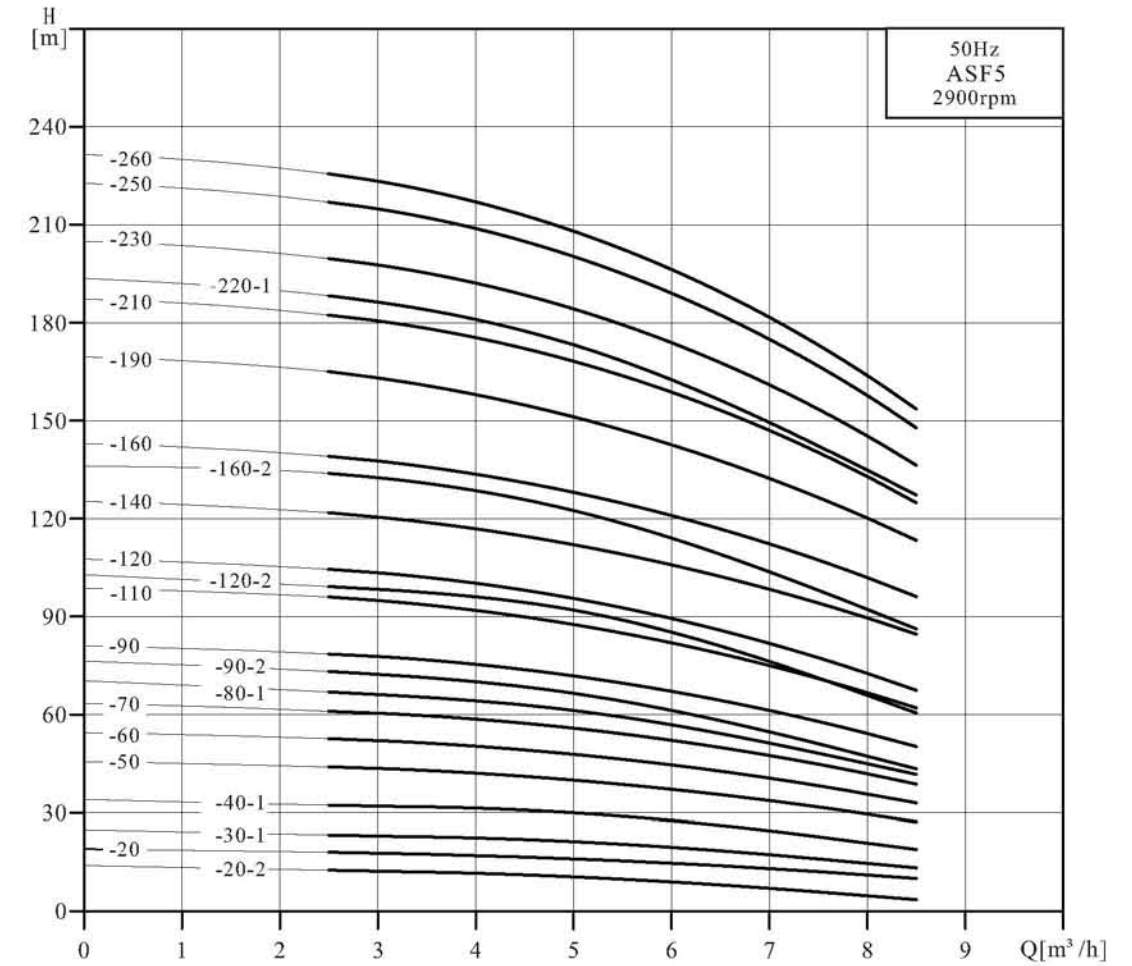


| 型号 | 尺寸 (mm) | | | | | 重量 (kg) |
|------------|---------|-----|-------|-----|-----|---------|
| | B1 | B2 | B1+B2 | D1 | D2 | |
| ASF5-20-2 | 344 | 240 | 584 | 148 | 117 | 26 |
| ASF5-20 | 344 | 240 | 584 | 148 | 117 | 27 |
| ASF5-30-1 | 371 | 240 | 611 | 148 | 117 | 27 |
| ASF5-40-1 | 408 | 280 | 688 | 170 | 142 | 37 |
| ASF5-50 | 435 | 280 | 715 | 170 | 142 | 40 |
| ASF5-60 | 462 | 280 | 742 | 170 | 142 | 40 |
| ASF5-70 | 499 | 350 | 849 | 190 | 155 | 47 |
| ASF5-80-1 | 526 | 350 | 876 | 190 | 155 | 48 |
| ASF5-90-2 | 553 | 350 | 903 | 190 | 155 | 49 |
| ASF5-90 | 553 | 350 | 903 | 190 | 155 | 53 |
| ASF5-110 | 607 | 350 | 957 | 190 | 155 | 53 |
| ASF5-120-2 | 634 | 350 | 984 | 190 | 155 | 54 |
| ASF5-120 | 634 | 350 | 984 | 190 | 155 | 55 |
| ASF5-140 | 698 | 410 | 1108 | 196 | 165 | 63 |
| ASF5-160-2 | 752 | 410 | 1162 | 196 | 165 | 64 |
| ASF5-160 | 752 | 410 | 1162 | 196 | 165 | 64 |
| ASF5-190 | 833 | 410 | 1243 | 230 | 185 | 75 |
| ASF5-210 | 887 | 410 | 1297 | 230 | 185 | 77 |
| ASF5-220-1 | 914 | 410 | 1324 | 230 | 185 | 77 |
| ASF5-230 | 961 | 465 | 1426 | 260 | 210 | 102 |
| ASF5-250 | 1015 | 465 | 1480 | 260 | 210 | 104 |
| ASF5-260 | 1042 | 465 | 1507 | 260 | 210 | 104 |

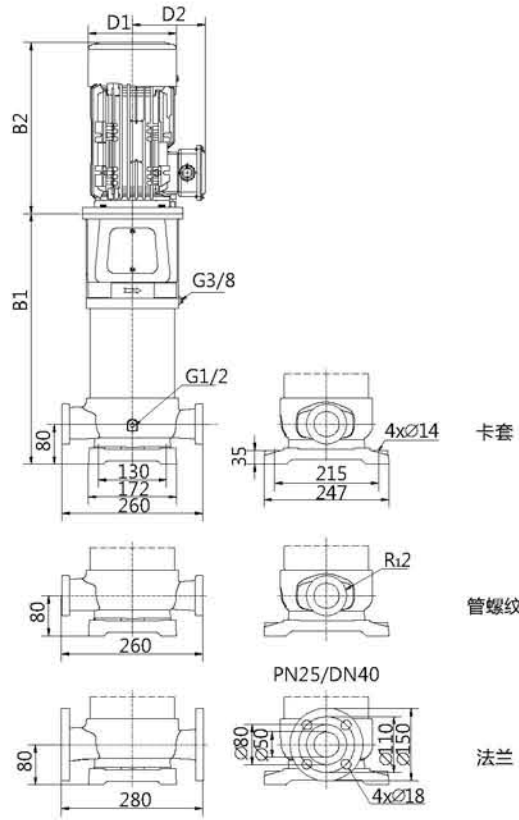
运行性能数据

| 型号 | 配用电机 (kW) | Q (m³/h) | H (m) | | | | | | | |
|------------|-----------|----------|-------|------|------|-----|-----|-----|--|--|
| | | | 2.5 | 4 | 5 | 6 | 7 | 8.5 | | |
| ASF5-20-2 | 0.37 | | 12.5 | 11.5 | 10.5 | 9 | 7 | 3.5 | | |
| ASF5-20 | 0.55 | | 17 | 16.5 | 16 | 15 | 14 | 12 | | |
| ASF5-30-1 | 0.55 | | 23 | 22 | 21 | 20 | 17 | 13 | | |
| ASF5-40-1 | 0.75 | | 32 | 31 | 30 | 27 | 24 | 19 | | |
| ASF5-50 | 1.1 | | 43 | 42 | 40 | 38 | 35 | 29 | | |
| ASF5-60 | 1.1 | | 52 | 50 | 48 | 45 | 42 | 34 | | |
| ASF5-70 | 1.5 | | 61 | 59 | 56 | 53 | 49 | 40 | | |
| ASF5-80-1 | 1.5 | | 67 | 64 | 61 | 57 | 52 | 42 | | |
| ASF5-90-2 | 1.5 | | 73 | 70 | 67 | 62 | 56 | 43 | | |
| ASF5-90 | 2.2 | | 78 | 75 | 72 | 68 | 62 | 51 | | |
| ASF5-110 | 2.2 | | 95 | 92 | 88 | 83 | 76 | 63 | | |
| ASF5-120-2 | 2.2 | | 99 | 95 | 92 | 85 | 76 | 61 | | |
| ASF5-120 | 2.2 | | 104 | 101 | 96 | 91 | 83 | 68 | | |
| ASF5-140 | 3 | | 121 | 117 | 112 | 106 | 97 | 80 | | |
| ASF5-160-2 | 3 | | 134 | 129 | 123 | 115 | 104 | 83 | | |
| ASF5-160 | 3 | | 139 | 134 | 128 | 121 | 111 | 91 | | |
| ASF5-190 | 4 | | 165 | 159 | 152 | 143 | 132 | 108 | | |
| ASF5-210 | 4 | | 182 | 176 | 168 | 159 | 146 | 120 | | |
| ASF5-220-1 | 4 | | 188 | 182 | 173 | 163 | 149 | 121 | | |
| ASF5-230 | 5.5 | | 199 | 193 | 184 | 174 | 160 | 131 | | |
| ASF5-250 | 5.5 | | 217 | 210 | 200 | 189 | 174 | 143 | | |
| ASF5-260 | 5.5 | | 225 | 218 | 208 | 196 | 181 | 148 | | |

性能曲线



安装尺寸和产品重量

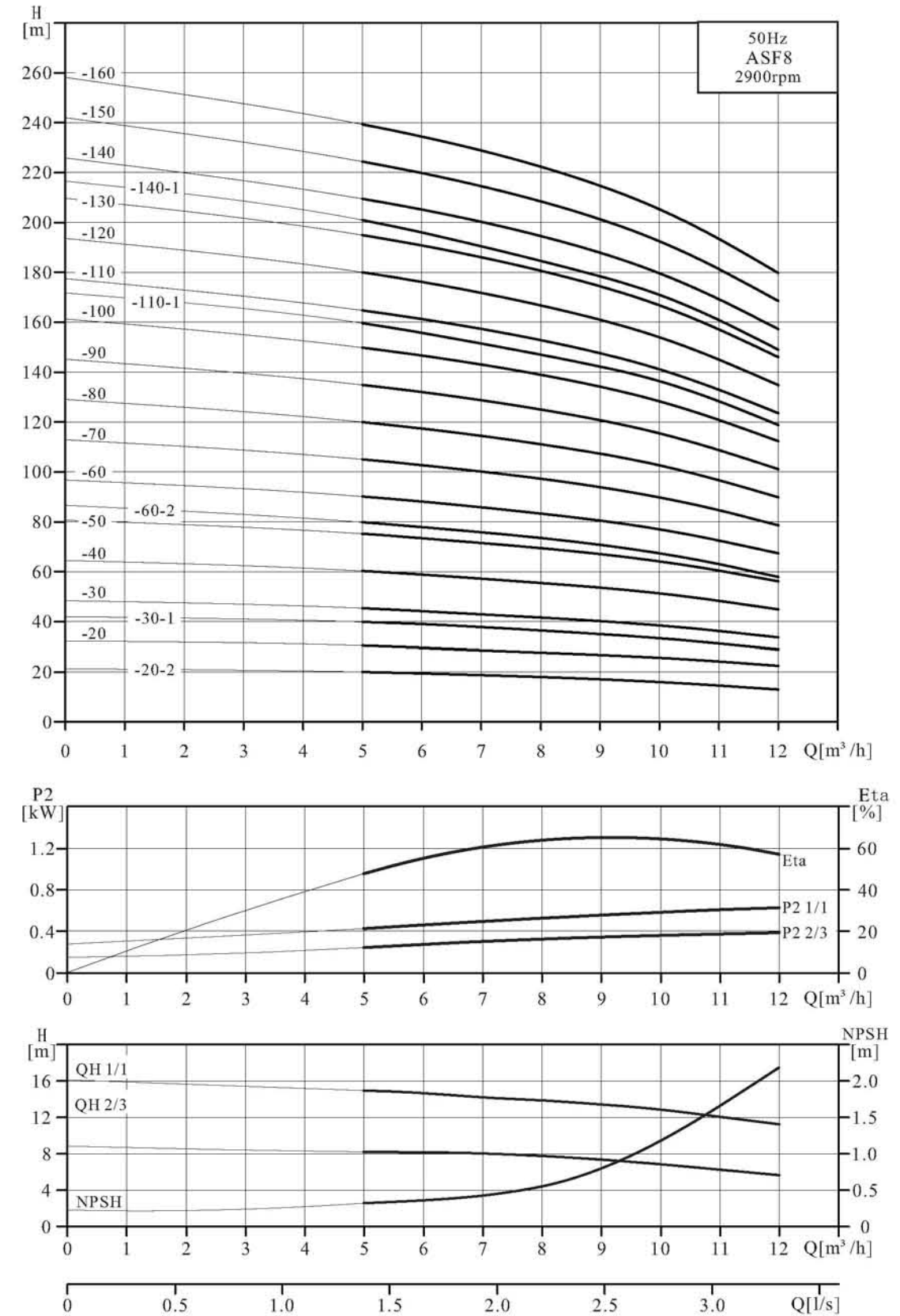


| 型号 | 尺寸 (mm) | | | | | 重量 (kg) |
|------------|---------|-----|-------|-----|-----|---------|
| | B1 | B2 | B1+B2 | D1 | D2 | |
| ASF8-20-2 | 445 | 280 | 725 | 170 | 142 | 44 |
| ASF8-20 | 445 | 280 | 725 | 170 | 142 | 46 |
| ASF8-30-1 | 485 | 350 | 835 | 190 | 155 | 53 |
| ASF8-30 | 485 | 350 | 835 | 190 | 155 | 57 |
| ASF8-40 | 515 | 350 | 865 | 190 | 155 | 58 |
| ASF8-50 | 555 | 410 | 965 | 196 | 165 | 65 |
| ASF8-60-2 | 585 | 410 | 995 | 196 | 165 | 66 |
| ASF8-60 | 585 | 410 | 995 | 230 | 185 | 75 |
| ASF8-70 | 615 | 410 | 1025 | 230 | 185 | 76 |
| ASF8-80 | 645 | 410 | 1055 | 230 | 185 | 77 |
| ASF8-90 | 695 | 465 | 1160 | 260 | 210 | 104 |
| ASF8-100 | 725 | 465 | 1190 | 260 | 210 | 105 |
| ASF8-110-1 | 755 | 465 | 1220 | 260 | 210 | 106 |
| ASF8-110 | 755 | 465 | 1220 | 260 | 210 | 113 |
| ASF8-120 | 785 | 465 | 1250 | 260 | 210 | 114 |
| ASF8-130 | 815 | 465 | 1280 | 260 | 210 | 115 |
| ASF8-140-1 | 845 | 465 | 1310 | 260 | 210 | 116 |
| ASF8-140 | 933 | 610 | 1543 | 350 | 260 | 169 |
| ASF8-150 | 963 | 610 | 1573 | 350 | 260 | 170 |
| ASF8-160 | 993 | 610 | 1603 | 350 | 260 | 171 |

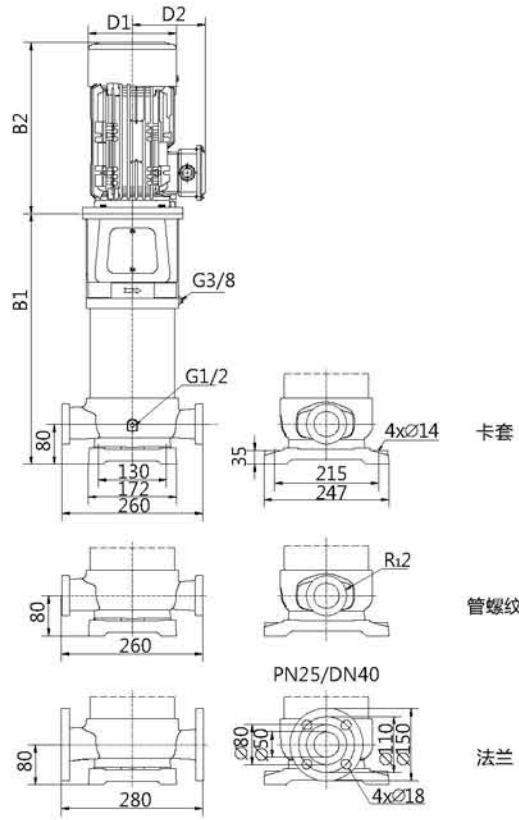
运行性能数据

| 型号 | 配用电机 (kW) | Q (m³/h) | H (m) | | | | | | | | | | | | | | | | | |
|------------|-----------|----------|-------|------|-----|------|------|-----|-----|----|--|--|--|--|--|--|--|--|--|--|
| | | | 5 | 6 | 7 | 8 | 9 | 10 | 11 | 12 | | | | | | | | | | |
| ASF8-20-2 | 0.75 | 20 | 19.5 | 19 | 18 | 17 | 16 | 14 | 13 | | | | | | | | | | | |
| ASF8-20 | 1.1 | 30 | 29 | 28 | 27 | 26 | 25.5 | 24 | 22 | | | | | | | | | | | |
| ASF8-30-1 | 1.5 | 40 | 39 | 38 | 36 | 35 | 34 | 31 | 29 | | | | | | | | | | | |
| ASF8-30 | 2.2 | 45 | 44 | 42.5 | 41 | 40.5 | 38.5 | 36 | 34 | | | | | | | | | | | |
| ASF8-40 | 2.2 | 60 | 58.5 | 56.5 | 55 | 54 | 51 | 48 | 45 | | | | | | | | | | | |
| ASF8-50 | 3 | 75 | 73 | 71 | 68 | 68 | 64 | 60 | 56 | | | | | | | | | | | |
| ASF8-60-2 | 3 | 80 | 78 | 76 | 73 | 71 | 67 | 62 | 58 | | | | | | | | | | | |
| ASF8-60 | 4 | 90 | 88 | 85 | 82 | 81 | 77 | 72 | 67 | | | | | | | | | | | |
| ASF8-70 | 4 | 105 | 103 | 99 | 96 | 95 | 90 | 84 | 79 | | | | | | | | | | | |
| ASF8-80 | 4 | 120 | 117 | 113 | 110 | 108 | 103 | 96 | 90 | | | | | | | | | | | |
| ASF8-90 | 5.5 | 135 | 132 | 127 | 124 | 122 | 116 | 108 | 101 | | | | | | | | | | | |
| ASF8-100 | 5.5 | 150 | 147 | 142 | 137 | 135 | 128 | 121 | 112 | | | | | | | | | | | |
| ASF8-110-1 | 5.5 | 160 | 156 | 151 | 147 | 144 | 136 | 128 | 119 | | | | | | | | | | | |
| ASF8-110 | 7.5 | 165 | 161 | 156 | 151 | 149 | 141 | 133 | 124 | | | | | | | | | | | |
| ASF8-120 | 7.5 | 180 | 176 | 170 | 165 | 162 | 154 | 145 | 135 | | | | | | | | | | | |
| ASF8-130 | 7.5 | 195 | 191 | 184 | 179 | 176 | 167 | 157 | 146 | | | | | | | | | | | |
| ASF8-140-1 | 7.5 | 201 | 196 | 190 | 185 | 180 | 171 | 160 | 149 | | | | | | | | | | | |
| ASF8-140 | 11 | 210 | 205 | 198 | 193 | 189 | 180 | 169 | 157 | | | | | | | | | | | |
| ASF8-150 | 11 | 224 | 220 | 212 | 206 | 203 | 193 | 181 | 168 | | | | | | | | | | | |
| ASF8-160 | 11 | 239 | 235 | 226 | 220 | 216 | 205 | 193 | 180 | | | | | | | | | | | |

性能曲线



安装尺寸和产品重量

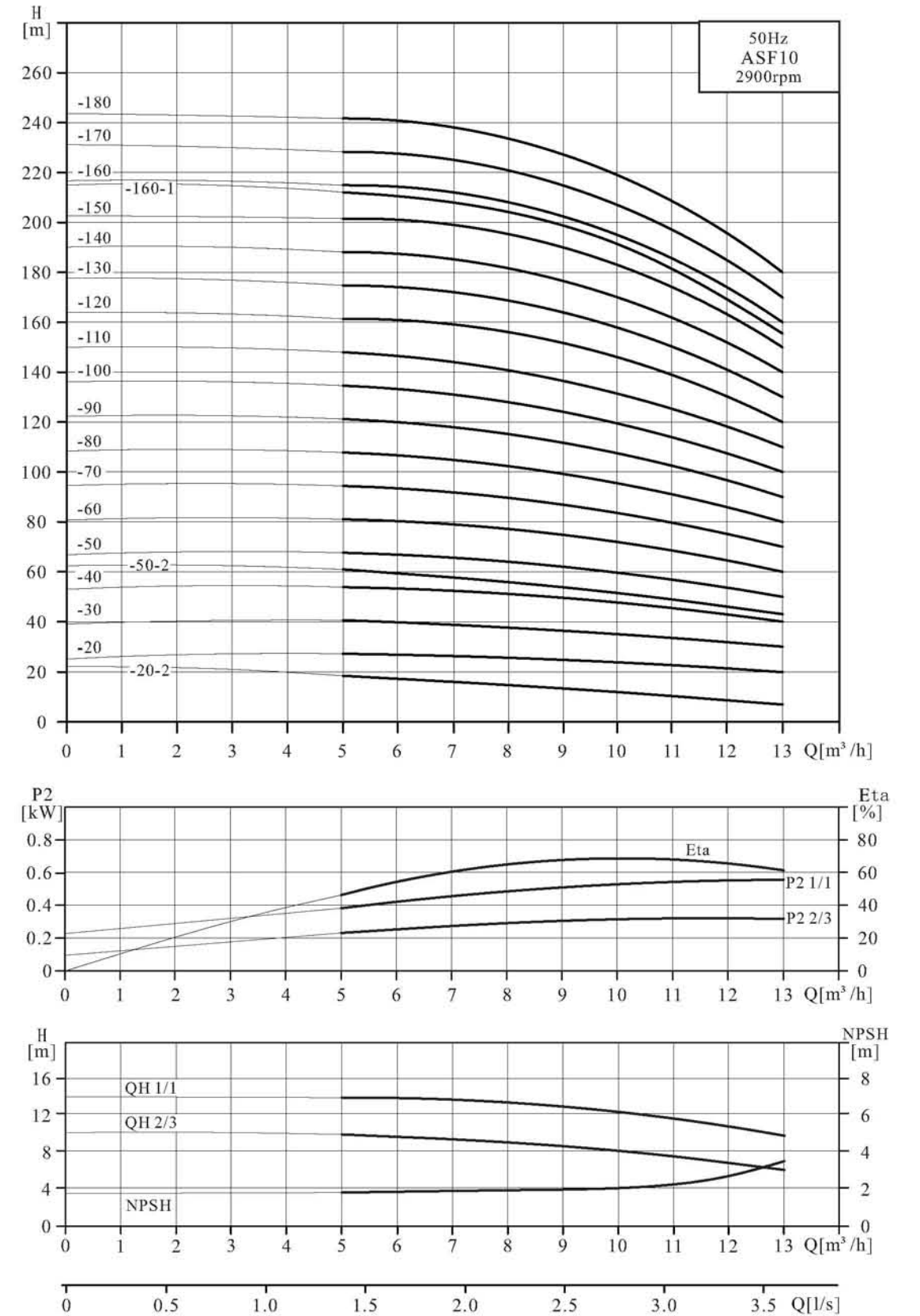


| 型号 | 尺寸 (mm) | | | | | 重量 (kg) |
|-------------|---------|-----|-------|-----|-----|---------|
| | B1 | B2 | B1+B2 | D1 | D2 | |
| ASF10-20-2 | 445 | 280 | 725 | 170 | 142 | 44 |
| ASF10-20 | 445 | 280 | 725 | 170 | 142 | 46 |
| ASF10-30 | 485 | 350 | 835 | 170 | 142 | 54 |
| ASF10-40 | 515 | 350 | 865 | 190 | 155 | 59 |
| ASF10-50-2 | 545 | 350 | 895 | 190 | 155 | 60 |
| ASF10-50 | 555 | 410 | 965 | 196 | 165 | 66 |
| ASF10-60 | 585 | 410 | 995 | 196 | 165 | 67 |
| ASF10-70 | 615 | 410 | 1025 | 230 | 185 | 78 |
| ASF10-80 | 645 | 410 | 1055 | 230 | 185 | 79 |
| ASF10-90 | 695 | 465 | 1160 | 260 | 210 | 105 |
| ASF10-100 | 725 | 465 | 1190 | 260 | 210 | 106 |
| ASF10-110 | 755 | 465 | 1220 | 260 | 210 | 107 |
| ASF10-120 | 785 | 465 | 1250 | 260 | 210 | 115 |
| ASF10-130 | 815 | 465 | 1280 | 260 | 210 | 116 |
| ASF10-140 | 845 | 465 | 1310 | 260 | 210 | 117 |
| ASF10-150 | 875 | 465 | 1340 | 260 | 210 | 118 |
| ASF10-160-1 | 905 | 465 | 1370 | 260 | 210 | 120 |
| ASF10-160 | 993 | 610 | 1603 | 350 | 260 | 174 |
| ASF10-170 | 1023 | 610 | 1633 | 350 | 260 | 175 |
| ASF10-180 | 1053 | 610 | 1663 | 350 | 260 | 177 |

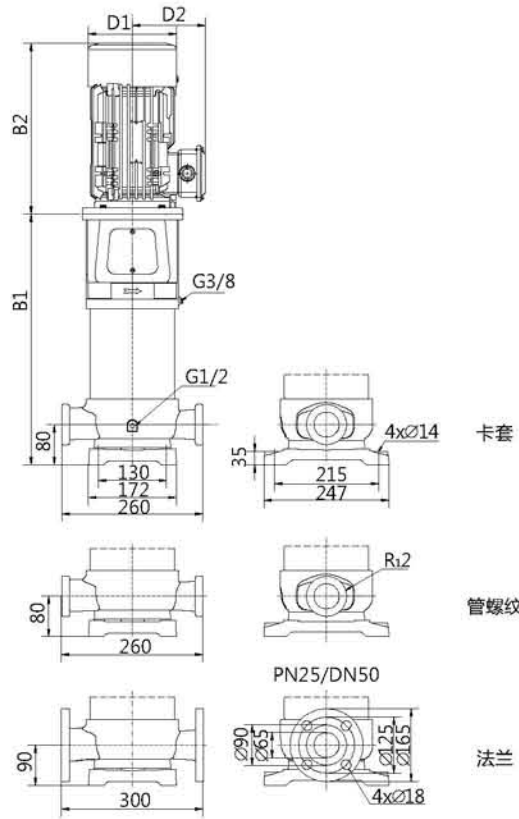
运行性能数据

| 型号 | 配用电机 (kW) | Q (m³/h) | H (m) | | | | | | | | | | | | | | | | | | |
|-------------|-----------|----------|-------|-----|------|------|------|------|-----|-----|-----|--|--|--|--|--|--|--|--|--|--|
| | | | 5 | 6 | 7 | 8 | 9 | 10 | 11 | 12 | 13 | | | | | | | | | | |
| ASF10-20-2 | 0.75 | | 18.5 | 17 | 16 | 14 | 13 | 12 | 10 | 8.5 | 7 | | | | | | | | | | |
| ASF10-20 | 1.1 | | 28 | 27 | 26 | 25.5 | 25 | 24 | 23 | 22 | 20 | | | | | | | | | | |
| ASF10-30 | 1.5 | | 41 | 40 | 39.5 | 38 | 37 | 35 | 34 | 32 | 30 | | | | | | | | | | |
| ASF10-40 | 2.2 | | 55 | 53 | 52 | 51 | 49.5 | 48 | 46 | 43 | 40 | | | | | | | | | | |
| ASF10-50-2 | 2.2 | | 61 | 59 | 58 | 56 | 54 | 51.5 | 49 | 47 | 43 | | | | | | | | | | |
| ASF10-50 | 3 | | 68 | 67 | 66 | 64 | 62 | 60 | 57 | 54 | 50 | | | | | | | | | | |
| ASF10-60 | 3 | | 82 | 79 | 78 | 77 | 74 | 72 | 69 | 65 | 60 | | | | | | | | | | |
| ASF10-70 | 4 | | 96 | 93 | 92 | 90 | 87 | 84 | 80 | 75 | 70 | | | | | | | | | | |
| ASF10-80 | 4 | | 109 | 107 | 105 | 103 | 99 | 96 | 91 | 86 | 80 | | | | | | | | | | |
| ASF10-90 | 5.5 | | 123 | 120 | 118 | 115 | 111 | 108 | 103 | 97 | 90 | | | | | | | | | | |
| ASF10-100 | 5.5 | | 137 | 134 | 131 | 128 | 124 | 120 | 114 | 108 | 100 | | | | | | | | | | |
| ASF10-110 | 5.5 | | 150 | 147 | 144 | 141 | 136 | 132 | 126 | 118 | 110 | | | | | | | | | | |
| ASF10-120 | 7.5 | | 164 | 160 | 157 | 154 | 149 | 144 | 137 | 129 | 120 | | | | | | | | | | |
| ASF10-130 | 7.5 | | 177 | 174 | 170 | 167 | 161 | 156 | 149 | 140 | 130 | | | | | | | | | | |
| ASF10-140 | 7.5 | | 191 | 187 | 183 | 179 | 173 | 168 | 160 | 151 | 140 | | | | | | | | | | |
| ASF10-150 | 7.5 | | 205 | 200 | 197 | 192 | 186 | 180 | 171 | 162 | 150 | | | | | | | | | | |
| ASF10-160-1 | 7.5 | | 214 | 208 | 205 | 199 | 192 | 186 | 176 | 166 | 153 | | | | | | | | | | |
| ASF10-160 | 11 | | 218 | 214 | 210 | 205 | 198 | 192 | 183 | 172 | 160 | | | | | | | | | | |
| ASF10-170 | 11 | | 232 | 227 | 223 | 218 | 210 | 204 | 194 | 183 | 170 | | | | | | | | | | |
| ASF10-180 | 11 | | 246 | 240 | 236 | 231 | 223 | 216 | 206 | 194 | 180 | | | | | | | | | | |

性能曲线



安装尺寸和产品重量

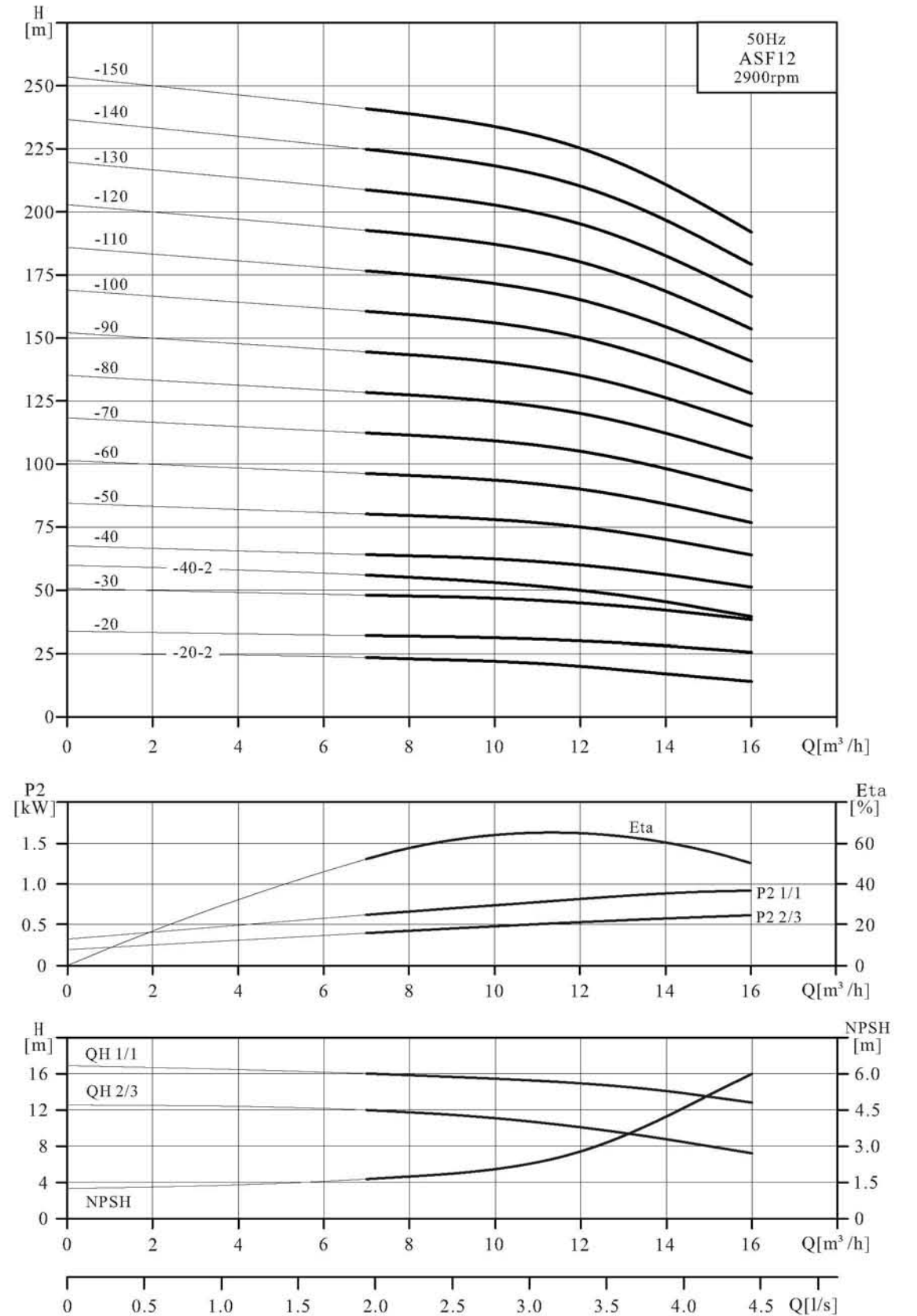


| 型号 | 尺寸 (mm) | | | | | 重量 (kg) |
|------------|---------|-----|-------|-----|-----|---------|
| | B1 | B2 | B1+B2 | D1 | D2 | |
| ASF12-20-2 | 455 | 350 | 805 | 190 | 155 | 54 |
| ASF12-20 | 455 | 350 | 805 | 190 | 155 | 58 |
| ASF12-30 | 495 | 410 | 905 | 196 | 165 | 65 |
| ASF12-40-2 | 525 | 410 | 935 | 196 | 165 | 66 |
| ASF12-40 | 525 | 410 | 935 | 230 | 185 | 75 |
| ASF12-50 | 575 | 465 | 1040 | 260 | 210 | 101 |
| ASF12-60 | 605 | 465 | 1070 | 260 | 210 | 103 |
| ASF12-70 | 635 | 465 | 1100 | 260 | 210 | 111 |
| ASF12-80 | 665 | 465 | 1130 | 260 | 210 | 112 |
| ASF12-90 | 783 | 610 | 1393 | 350 | 260 | 167 |
| ASF12-100 | 813 | 610 | 1423 | 350 | 260 | 168 |
| ASF12-110 | 843 | 610 | 1453 | 350 | 260 | 169 |
| ASF12-120 | 873 | 610 | 1483 | 350 | 260 | 170 |
| ASF12-130 | 903 | 610 | 1513 | 350 | 260 | 178 |
| ASF12-140 | 933 | 610 | 1543 | 350 | 260 | 179 |
| ASF12-150 | 963 | 610 | 1573 | 350 | 260 | 180 |

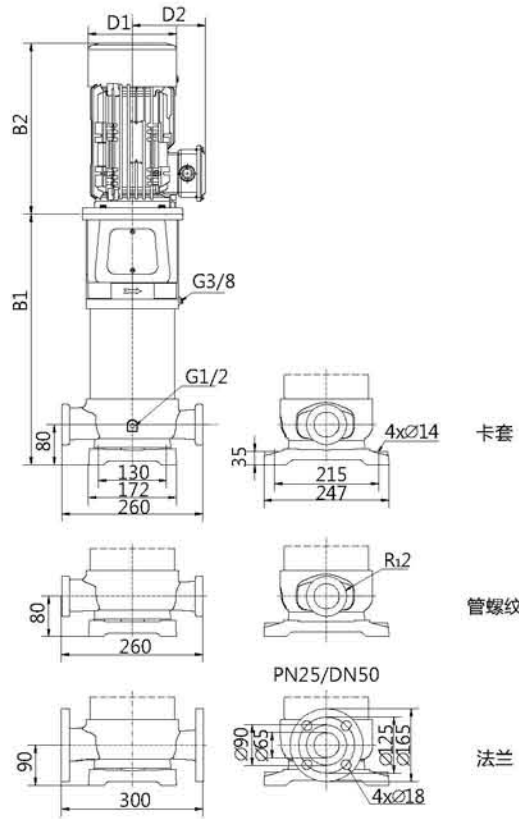
运行性能数据

| 型号 | 配用电机 (kW) | Q (m³/h) | H (m) | | | | | | | | | | | | | | | | | | | |
|------------|-----------|----------|-------|------|------|------|------|-----|-----|-----|-----|-----|--|--|--|--|--|--|--|--|--|--|
| | | | 7 | 8 | 9 | 10 | 11 | 12 | 13 | 14 | 15 | 16 | | | | | | | | | | |
| ASF12-20-2 | 1.5 | | 24 | 23 | 23 | 22 | 21 | 20 | 19 | 17 | 16 | 14 | | | | | | | | | | |
| ASF12-20 | 2.2 | | 32.5 | 32 | 31.5 | 31 | 30.5 | 30 | 29 | 28 | 27 | 26 | | | | | | | | | | |
| ASF12-30 | 3 | | 48 | 47.5 | 47 | 46.5 | 46 | 45 | 44 | 42 | 41 | 38 | | | | | | | | | | |
| ASF12-40-2 | 3 | | 56 | 55 | 54 | 53 | 52 | 50 | 48 | 45 | 43 | 40 | | | | | | | | | | |
| ASF12-40 | 4 | | 64 | 63.5 | 63 | 62 | 61 | 60 | 59 | 56 | 54 | 51 | | | | | | | | | | |
| ASF12-50 | 5.5 | | 80 | 79.5 | 79 | 78 | 77 | 75 | 74 | 71 | 68 | 64 | | | | | | | | | | |
| ASF12-60 | 5.5 | | 96 | 95 | 94 | 93 | 92 | 90 | 88 | 85 | 81 | 77 | | | | | | | | | | |
| ASF12-70 | 7.5 | | 112 | 111 | 110 | 109 | 107 | 105 | 103 | 99 | 95 | 90 | | | | | | | | | | |
| ASF12-80 | 7.5 | | 128 | 127 | 126 | 124 | 122 | 120 | 118 | 113 | 108 | 102 | | | | | | | | | | |
| ASF12-90 | 11 | | 144 | 143 | 141 | 140 | 138 | 135 | 132 | 127 | 122 | 115 | | | | | | | | | | |
| ASF12-100 | 11 | | 160 | 159 | 157 | 155 | 153 | 150 | 147 | 141 | 135 | 128 | | | | | | | | | | |
| ASF12-110 | 11 | | 176 | 175 | 173 | 171 | 168 | 165 | 162 | 155 | 149 | 141 | | | | | | | | | | |
| ASF12-120 | 11 | | 192 | 191 | 188 | 186 | 184 | 180 | 176 | 169 | 162 | 154 | | | | | | | | | | |
| ASF12-130 | 15 | | 208 | 207 | 204 | 202 | 199 | 195 | 191 | 183 | 176 | 166 | | | | | | | | | | |
| ASF12-140 | 15 | | 224 | 223 | 220 | 217 | 214 | 210 | 206 | 197 | 189 | 179 | | | | | | | | | | |
| ASF12-150 | 15 | | 240 | 239 | 236 | 233 | 230 | 225 | 221 | 212 | 203 | 192 | | | | | | | | | | |

性能曲线



安装尺寸和产品重量

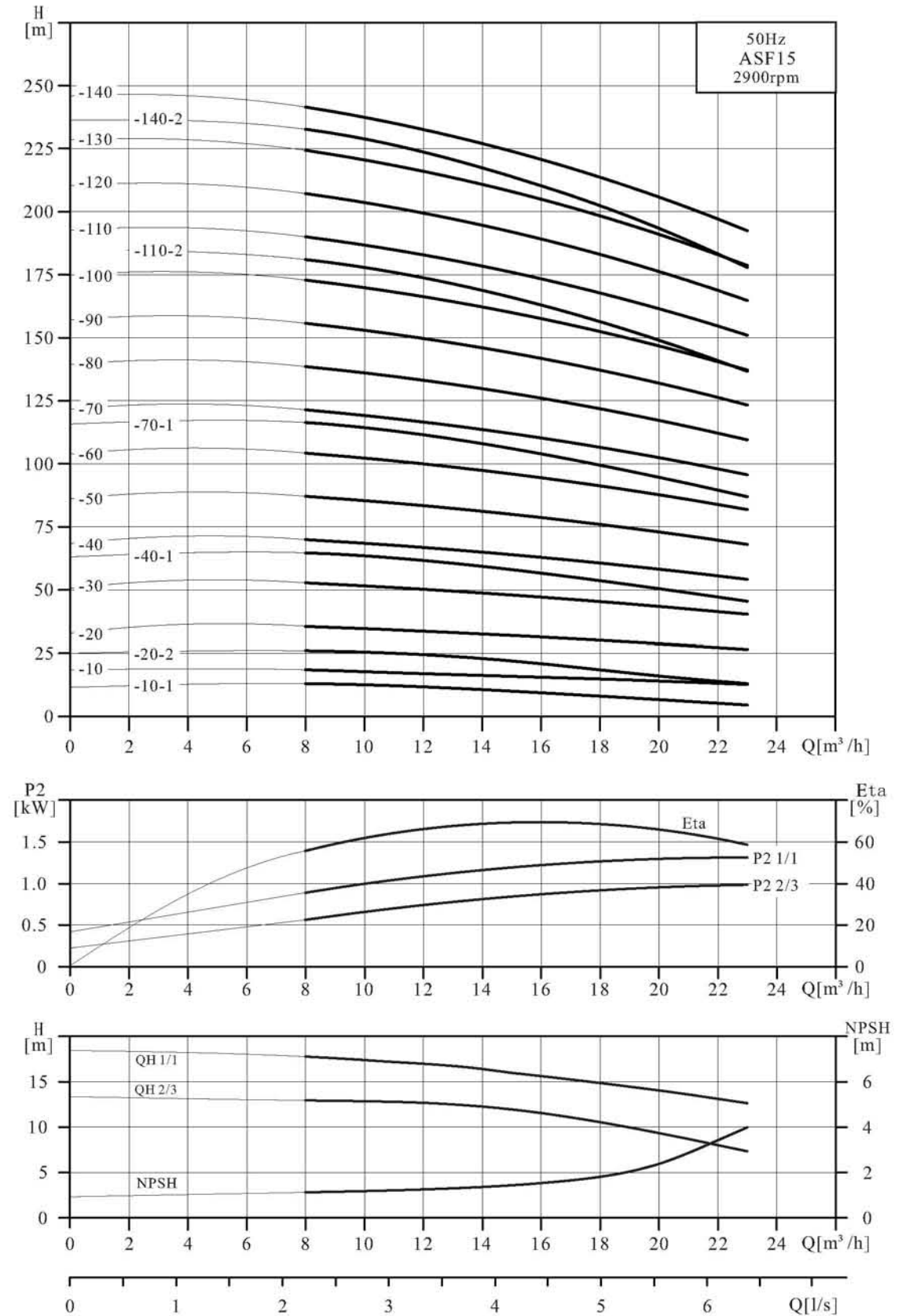


| 型号 | 尺寸 (mm) | | | | | 重量 (kg) |
|-------------|---------|-----|-------|-----|-----|---------|
| | B1 | B2 | B1+B2 | D1 | D2 | |
| ASF15-10-1 | 436 | 280 | 716 | 170 | 142 | 47 |
| ASF15-10 | 446 | 350 | 796 | 190 | 155 | 53 |
| ASF15-20-2 | 491 | 350 | 841 | 190 | 155 | 58 |
| ASF15-20 | 501 | 410 | 911 | 196 | 165 | 65 |
| ASF15-30 | 546 | 410 | 956 | 230 | 185 | 75 |
| ASF15-40-1 | 591 | 410 | 1001 | 230 | 185 | 76 |
| ASF15-40 | 611 | 465 | 1076 | 260 | 210 | 100 |
| ASF15-50 | 656 | 465 | 1121 | 260 | 210 | 101 |
| ASF15-60 | 701 | 465 | 1166 | 260 | 210 | 109 |
| ASF15-70-1 | 746 | 465 | 1211 | 260 | 210 | 111 |
| ASF15-70 | 834 | 610 | 1444 | 350 | 260 | 165 |
| ASF15-80 | 879 | 610 | 1489 | 350 | 260 | 166 |
| ASF15-90 | 924 | 610 | 1534 | 350 | 260 | 168 |
| ASF15-100 | 969 | 610 | 1579 | 350 | 260 | 169 |
| ASF15-110-2 | 1014 | 610 | 1624 | 350 | 260 | 170 |
| ASF15-110 | 1014 | 610 | 1624 | 350 | 260 | 178 |
| ASF15-120 | 1059 | 610 | 1669 | 350 | 260 | 179 |
| ASF15-130 | 1104 | 610 | 1714 | 350 | 260 | 180 |
| ASF15-140-2 | 1149 | 610 | 1759 | 350 | 260 | 181 |
| ASF15-140 | 1149 | 640 | 1789 | 350 | 260 | 203 |

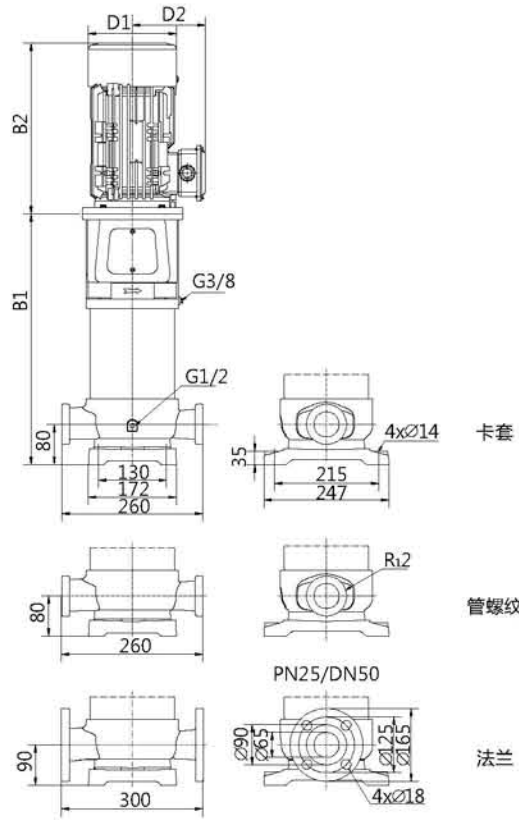
运行性能数据

| 型号 | 配用电机 (kW) | Q (m³/h) | H (m) | | | | | | | | | | | | | | | | | | |
|-------------|-----------|----------|-------|-----|------|------|-----|------|------|------|-----|--|--|--|--|--|--|--|--|--|--|
| | | | 8 | 10 | 12 | 14 | 15 | 16 | 18 | 20 | 23 | | | | | | | | | | |
| ASF15-10-1 | 1.1 | | 13 | 12 | 11.5 | 10.5 | 10 | 9 | 7.5 | 6 | 4.5 | | | | | | | | | | |
| ASF15-10 | 1.5 | | 17.5 | 17 | 16.6 | 16.3 | 16 | 15.5 | 15 | 14.5 | 14 | | | | | | | | | | |
| ASF15-20-2 | 2.2 | | 26 | 25 | 24 | 23 | 22 | 20.5 | 18 | 16 | 13 | | | | | | | | | | |
| ASF15-20 | 3 | | 34.5 | 34 | 33 | 32.5 | 32 | 31.5 | 30.5 | 29.5 | 28 | | | | | | | | | | |
| ASF15-30 | 4 | | 52 | 51 | 50 | 49 | 48 | 47.5 | 46 | 44.5 | 41 | | | | | | | | | | |
| ASF15-40-1 | 4 | | 65 | 63 | 61 | 59 | 58 | 57 | 54 | 51 | 46 | | | | | | | | | | |
| ASF15-40 | 5.5 | | 69 | 68 | 66.5 | 65 | 64 | 63 | 61 | 59 | 55 | | | | | | | | | | |
| ASF15-50 | 5.5 | | 86 | 85 | 83 | 81 | 80 | 79 | 77 | 74 | 69 | | | | | | | | | | |
| ASF15-60 | 7.5 | | 103 | 102 | 100 | 98 | 96 | 95 | 92 | 89 | 83 | | | | | | | | | | |
| ASF15-70-1 | 7.5 | | 116 | 114 | 111 | 108 | 106 | 104 | 99 | 95 | 87 | | | | | | | | | | |
| ASF15-70 | 11 | | 121 | 119 | 116 | 114 | 112 | 111 | 107 | 104 | 96 | | | | | | | | | | |
| ASF15-80 | 11 | | 138 | 136 | 133 | 130 | 128 | 127 | 122 | 118 | 110 | | | | | | | | | | |
| ASF15-90 | 11 | | 155 | 153 | 149 | 146 | 144 | 143 | 138 | 133 | 124 | | | | | | | | | | |
| ASF15-100 | 11 | | 172 | 170 | 166 | 163 | 160 | 158 | 153 | 148 | 138 | | | | | | | | | | |
| ASF15-110-2 | 11 | | 181 | 178 | 173 | 169 | 166 | 163 | 156 | 149 | 137 | | | | | | | | | | |
| ASF15-110 | 15 | | 190 | 187 | 183 | 179 | 176 | 174 | 168 | 163 | 151 | | | | | | | | | | |
| ASF15-120 | 15 | | 207 | 204 | 199 | 195 | 192 | 190 | 184 | 177 | 165 | | | | | | | | | | |
| ASF15-130 | 15 | | 224 | 221 | 216 | 212 | 208 | 206 | 199 | 192 | 179 | | | | | | | | | | |
| ASF15-140-2 | 15 | | 233 | 229 | 223 | 218 | 214 | 211 | 202 | 193 | 178 | | | | | | | | | | |
| ASF15-140 | 18.5 | | 241 | 238 | 232 | 228 | 224 | 222 | 214 | 207 | 193 | | | | | | | | | | |

性能曲线



安装尺寸和产品重量

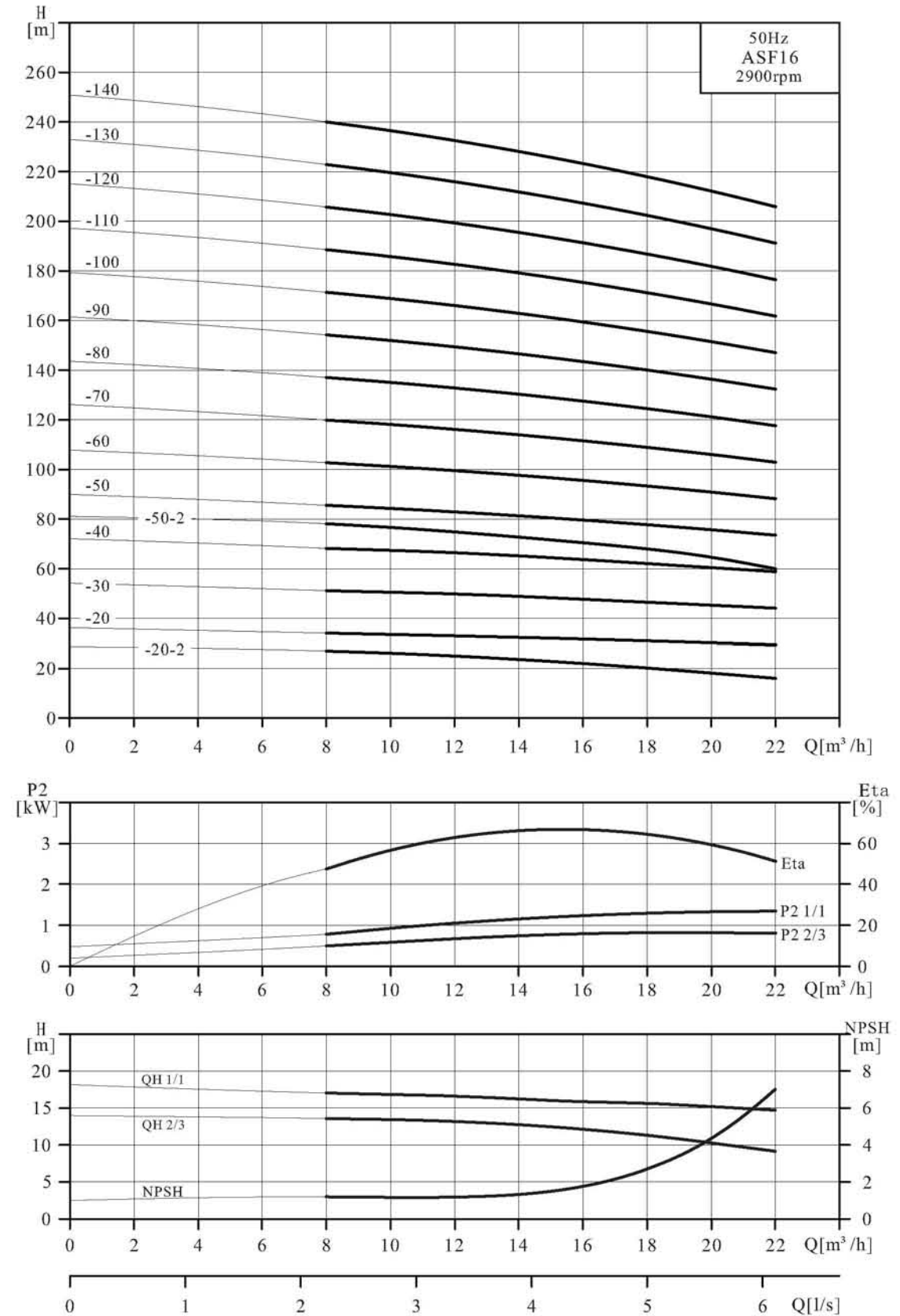


| 型号 | 尺寸 (mm) | | | | | 重量 (kg) |
|------------|---------|-----|-------|-----|-----|---------|
| | B1 | B2 | B1+B2 | D1 | D2 | |
| ASF16-20-2 | 491 | 350 | 841 | 190 | 155 | 58 |
| ASF16-20 | 501 | 410 | 911 | 196 | 165 | 65 |
| ASF16-30 | 546 | 410 | 956 | 230 | 185 | 75 |
| ASF16-40 | 611 | 465 | 1076 | 260 | 210 | 100 |
| ASF16-50-2 | 656 | 465 | 1121 | 260 | 210 | 101 |
| ASF16-50 | 656 | 465 | 1121 | 260 | 210 | 108 |
| ASF16-60 | 701 | 465 | 1166 | 260 | 210 | 109 |
| ASF16-70 | 834 | 610 | 1444 | 350 | 260 | 166 |
| ASF16-80 | 879 | 610 | 1489 | 350 | 260 | 166 |
| ASF16-90 | 924 | 610 | 1534 | 350 | 260 | 168 |
| ASF16-100 | 969 | 610 | 1579 | 350 | 260 | 176 |
| ASF16-110 | 1014 | 610 | 1624 | 350 | 260 | 177 |
| ASF16-120 | 1059 | 610 | 1669 | 350 | 260 | 178 |
| ASF16-130 | 1104 | 640 | 1744 | 350 | 260 | 201 |
| ASF16-140 | 1149 | 640 | 1789 | 350 | 260 | 202 |

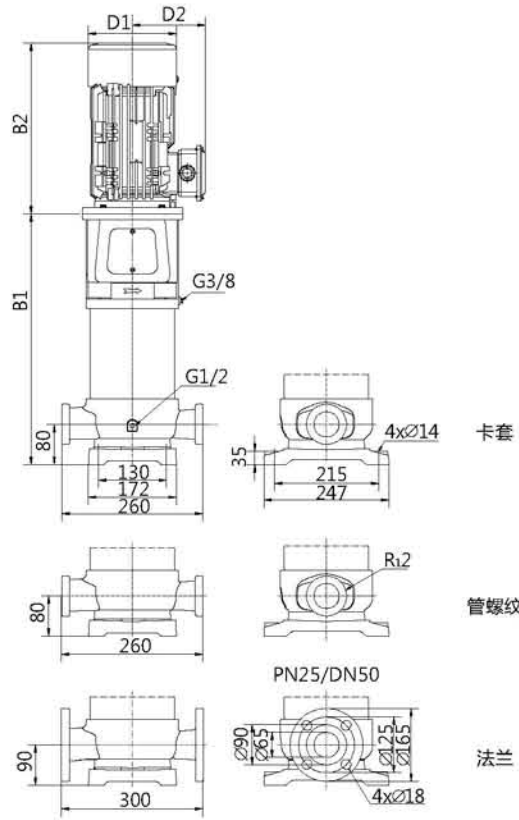
运行性能数据

| 型号 | 配用电机 (kW) | Q (m³/h) | H (m) | | | | | | | | | | | | | | | | | |
|------------|-----------|----------|-------|------|-----|------|------|-----|-----|-----|--|--|--|--|--|--|--|--|--|--|
| | | | 8 | 10 | 12 | 14 | 16 | 18 | 20 | 22 | | | | | | | | | | |
| ASF16-20-2 | 2.2 | | 27 | 26 | 25 | 24 | 22 | 21 | 19 | 16 | | | | | | | | | | |
| ASF16-20 | 3 | | 34 | 33.5 | 33 | 32.5 | 32 | 31 | 30 | 29 | | | | | | | | | | |
| ASF16-30 | 4 | | 51 | 50.5 | 50 | 48.5 | 48 | 47 | 46 | 44 | | | | | | | | | | |
| ASF16-40 | 5.5 | | 68 | 67 | 66 | 64.5 | 63.5 | 63 | 61 | 59 | | | | | | | | | | |
| ASF16-50-2 | 5.5 | | 78 | 77 | 75 | 73 | 70 | 68 | 65 | 60 | | | | | | | | | | |
| ASF16-50 | 7.5 | | 85 | 84 | 83 | 81 | 79 | 78 | 76 | 74 | | | | | | | | | | |
| ASF16-60 | 7.5 | | 102 | 101 | 100 | 97 | 95 | 94 | 91 | 88 | | | | | | | | | | |
| ASF16-70 | 11 | | 119 | 118 | 116 | 113 | 110 | 109 | 106 | 103 | | | | | | | | | | |
| ASF16-80 | 11 | | 136 | 135 | 133 | 129 | 126 | 125 | 122 | 118 | | | | | | | | | | |
| ASF16-90 | 11 | | 153 | 152 | 149 | 145 | 142 | 141 | 137 | 132 | | | | | | | | | | |
| ASF16-100 | 15 | | 170 | 168 | 166 | 161 | 158 | 156 | 152 | 147 | | | | | | | | | | |
| ASF16-110 | 15 | | 187 | 185 | 183 | 178 | 173 | 172 | 167 | 162 | | | | | | | | | | |
| ASF16-120 | 15 | | 204 | 202 | 199 | 194 | 189 | 188 | 183 | 176 | | | | | | | | | | |
| ASF16-130 | 18.5 | | 222 | 219 | 216 | 210 | 205 | 203 | 198 | 191 | | | | | | | | | | |
| ASF16-140 | 18.5 | | 239 | 236 | 233 | 226 | 221 | 219 | 213 | 206 | | | | | | | | | | |

性能曲线



安装尺寸和产品重量



| 型号 | 尺寸 (mm) | | | | | 重量 (kg) |
|-------------|---------|-----|-------|-----|-----|---------|
| | B1 | B2 | B1+B2 | D1 | D2 | |
| ASF20-10-1 | 446 | 280 | 726 | 170 | 142 | 48 |
| ASF20-10 | 446 | 350 | 796 | 190 | 155 | 54 |
| ASF20-20-2 | 501 | 350 | 851 | 190 | 155 | 60 |
| ASF20-20 | 501 | 410 | 911 | 196 | 165 | 65 |
| ASF20-30-1 | 546 | 410 | 956 | 230 | 185 | 75 |
| ASF20-30 | 566 | 465 | 1031 | 260 | 210 | 101 |
| ASF20-40-1 | 611 | 465 | 1076 | 260 | 210 | 102 |
| ASF20-40 | 611 | 465 | 1076 | 260 | 210 | 111 |
| ASF20-50 | 656 | 465 | 1121 | 260 | 210 | 112 |
| ASF20-60 | 789 | 610 | 1399 | 350 | 260 | 167 |
| ASF20-70 | 834 | 610 | 1444 | 350 | 260 | 168 |
| ASF20-80-2 | 879 | 610 | 1489 | 350 | 260 | 170 |
| ASF20-80 | 879 | 610 | 1489 | 350 | 260 | 177 |
| ASF20-90 | 924 | 610 | 1534 | 350 | 260 | 178 |
| ASF20-100 | 969 | 610 | 1579 | 350 | 260 | 179 |
| ASF20-110-2 | 1014 | 610 | 1624 | 350 | 260 | 181 |
| ASF20-110 | 1014 | 640 | 1654 | 350 | 260 | 204 |
| ASF20-120 | 1059 | 640 | 1699 | 350 | 260 | 205 |
| ASF20-130-1 | 1104 | 640 | 1744 | 350 | 260 | 206 |
| ASF20-140-2 | 1149 | 670 | 1819 | 360 | 285 | 240 |
| ASF20-140 | 1149 | 670 | 1819 | 360 | 285 | 242 |

运行性能数据

| 型号 | 配用电机 (kW) | Q (m³/h) | H (m) | | | | | | | | | | | | | | | | | | | | |
|-------------|-----------|----------|-------|------|------|------|-----|------|-----|------|-----|-----|--|--|--|--|--|--|--|--|--|--|--|
| | | | 10 | 12 | 14 | 16 | 18 | 20 | 22 | 24 | 26 | 28 | | | | | | | | | | | |
| ASF20-10-1 | 1.1 | | 13.5 | 13 | 12.5 | 12 | 11 | 10 | 9 | 8 | 7 | 6 | | | | | | | | | | | |
| ASF20-10 | 1.5 | | 18 | 17.5 | 17 | 16.5 | 16 | 15.5 | 15 | 14.5 | 14 | 13 | | | | | | | | | | | |
| ASF20-20-2 | 2.2 | | 27 | 26.5 | 26 | 25 | 24 | 23 | 22 | 20 | 18 | 15 | | | | | | | | | | | |
| ASF20-20 | 3 | | 36 | 35 | 34.5 | 34 | 33 | 32 | 31 | 29 | 28 | 26 | | | | | | | | | | | |
| ASF20-30-1 | 4 | | 49 | 48 | 47 | 46 | 44 | 42 | 40 | 37 | 35 | 32 | | | | | | | | | | | |
| ASF20-30 | 5.5 | | 53.5 | 53 | 52 | 51 | 49 | 48 | 46 | 44 | 41 | 39 | | | | | | | | | | | |
| ASF20-40-1 | 5.5 | | 67 | 66 | 64 | 63 | 60 | 58 | 55 | 52 | 48 | 45 | | | | | | | | | | | |
| ASF20-40 | 7.5 | | 71 | 70 | 69 | 68 | 66 | 64 | 62 | 59 | 55 | 51 | | | | | | | | | | | |
| ASF20-50 | 7.5 | | 89 | 88 | 86 | 85 | 82 | 80 | 77 | 74 | 69 | 64 | | | | | | | | | | | |
| ASF20-60 | 11 | | 107 | 105 | 104 | 102 | 98 | 95 | 92 | 88 | 83 | 77 | | | | | | | | | | | |
| ASF20-70 | 11 | | 125 | 123 | 121 | 119 | 115 | 111 | 108 | 103 | 96 | 90 | | | | | | | | | | | |
| ASF20-80-2 | 11 | | 134 | 132 | 130 | 127 | 122 | 118 | 114 | 108 | 101 | 92 | | | | | | | | | | | |
| ASF20-80 | 15 | | 142 | 140 | 138 | 136 | 131 | 127 | 123 | 118 | 110 | 103 | | | | | | | | | | | |
| ASF20-90 | 15 | | 160 | 158 | 155 | 153 | 148 | 143 | 138 | 132 | 124 | 116 | | | | | | | | | | | |
| ASF20-100 | 15 | | 178 | 176 | 173 | 170 | 164 | 159 | 154 | 147 | 138 | 129 | | | | | | | | | | | |
| ASF20-110-2 | 15 | | 187 | 185 | 181 | 178 | 172 | 167 | 160 | 152 | 142 | 131 | | | | | | | | | | | |
| ASF20-110 | 18.5 | | 196 | 193 | 190 | 187 | 180 | 175 | 169 | 162 | 151 | 141 | | | | | | | | | | | |
| ASF20-120 | 18.5 | | 213 | 211 | 207 | 204 | 197 | 191 | 185 | 176 | 165 | 154 | | | | | | | | | | | |
| ASF20-130-1 | 18.5 | | 227 | 224 | 220 | 216 | 208 | 202 | 194 | 184 | 172 | 160 | | | | | | | | | | | |
| ASF20-140-2 | 22 | | 240 | 237 | 233 | 229 | 221 | 214 | 207 | 196 | 183 | 169 | | | | | | | | | | | |
| ASF20-140 | 22 | | 249 | 246 | 242 | 237 | 230 | 223 | 215 | 206 | 193 | 180 | | | | | | | | | | | |

性能曲线

